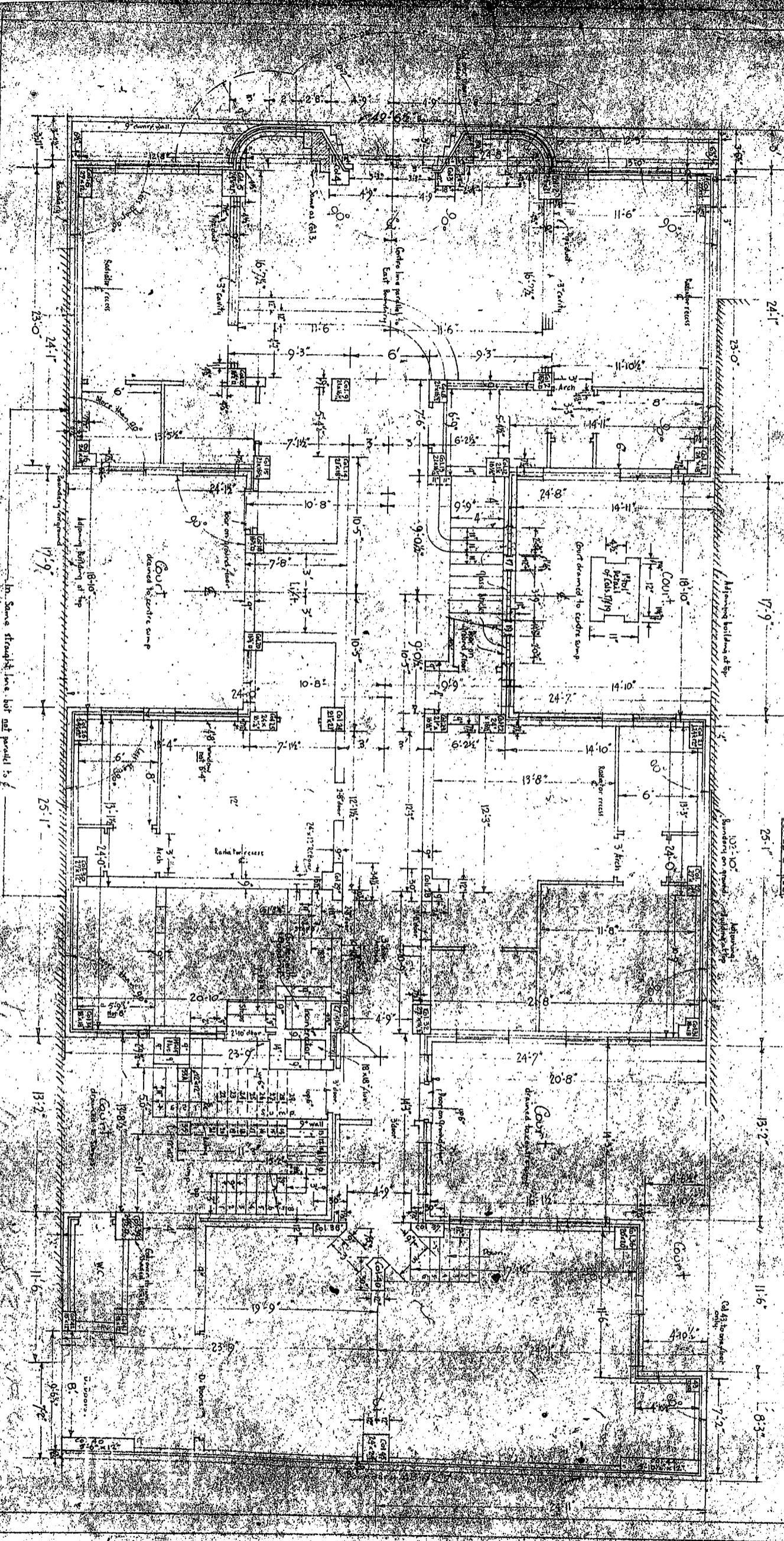


DETAIL PLAN OF GROUND FLOOR LIVERPOOL ST FLATS

Ernest B. Wilshire & Partners
 Architects
 74 Pitt St. Sydney, 10 Aug 37.

1/4" = 1'

SCALE OF FEET



21-2X

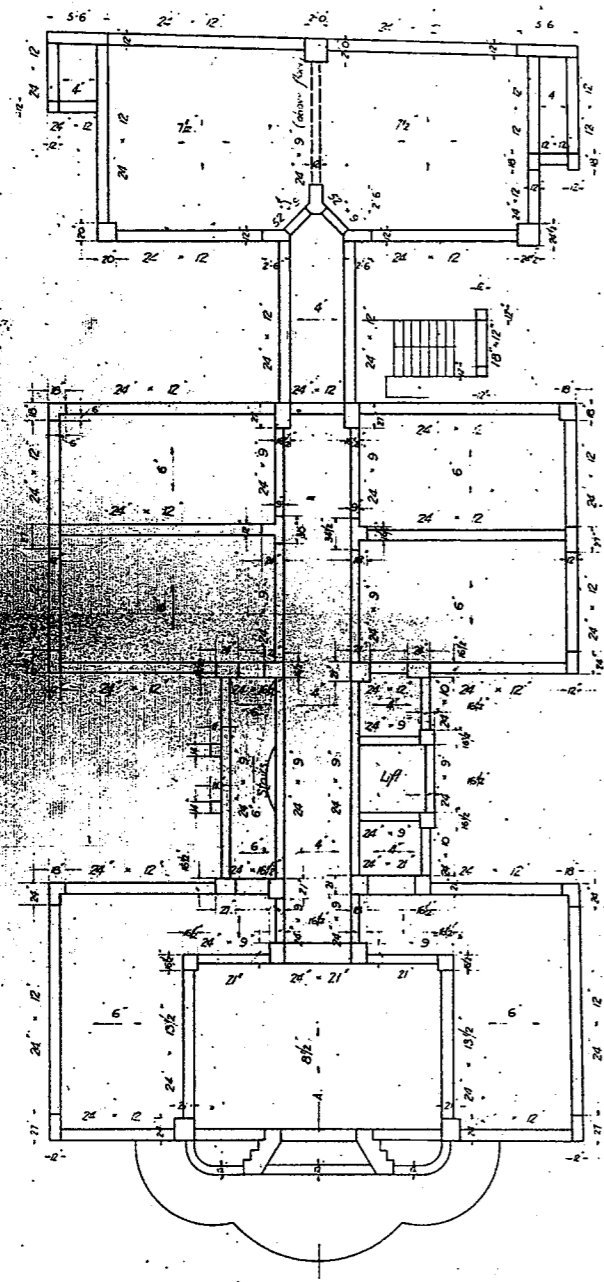
2

3

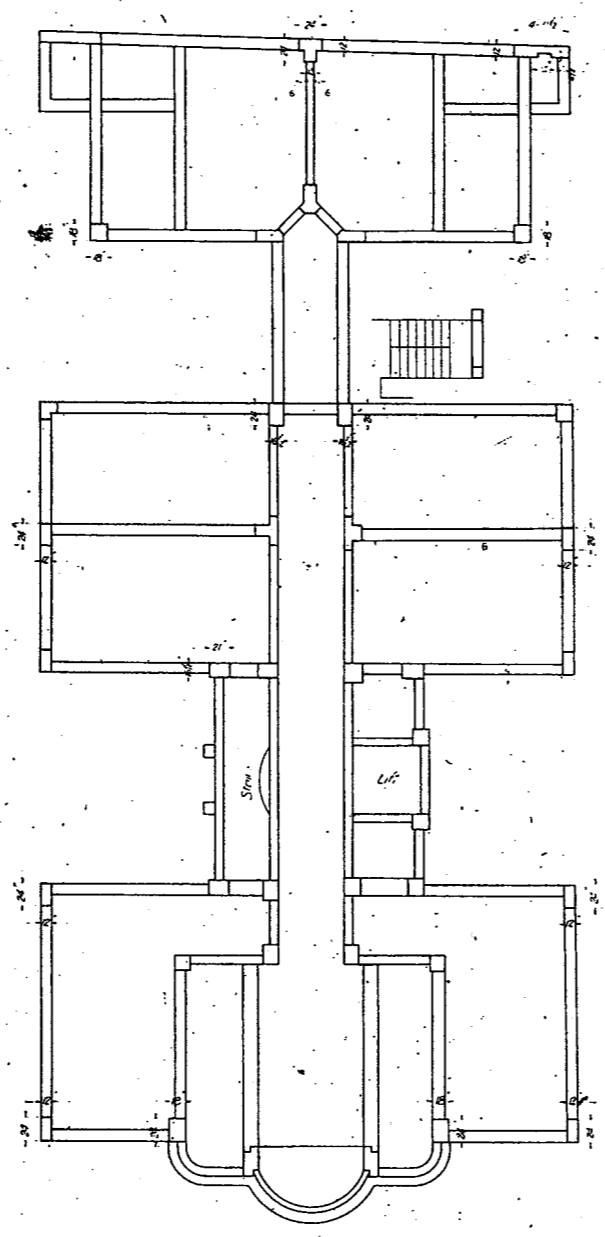
4

5

6

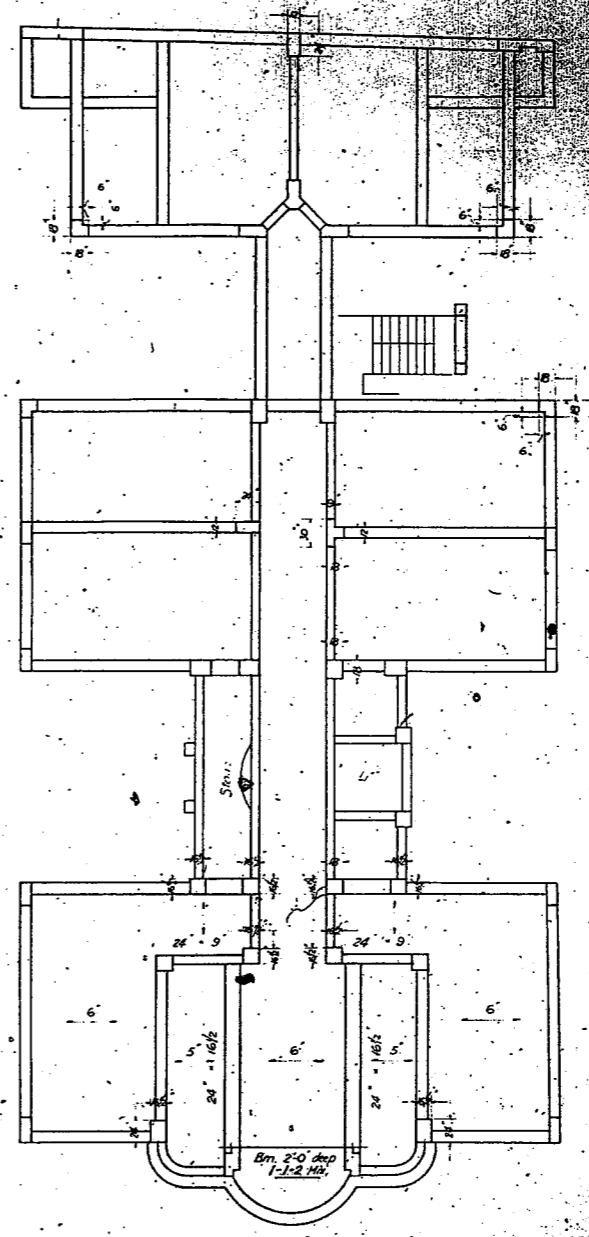


GROUND FLOOR PLAN SHOWING CONSTRUCTION OF FIRST FLOOR.



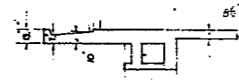
FIRST FLOOR PLAN SHOWING CONSTRUCTION OF SECOND FLOOR.

Unless shown otherwise columns between first and second floors to be same size as columns below.
For beam sizes refer to first floor construction.
For slab thicknesses refer to first floor construction.



SECOND FLOOR PLAN SHOWING CONSTRUCTION OF THIRD FLOOR.

Unless shown otherwise columns between second and third floors to be same size as columns below.
For beam sizes not shown refer to typical floor construction.
For slab thicknesses not shown refer to typical floor construction.




Sec. A-A.

NOTE
Columns to be of 1-1-2 Concrete Mix up to 3rd floor; 1-1 1/2-3 Concrete Mix between 3rd & 4th floors; and 1-2-4 Concrete Mix for balance of height.
Slabs and Beams to be of 1-2-4 Concrete Mix.

Councils copy

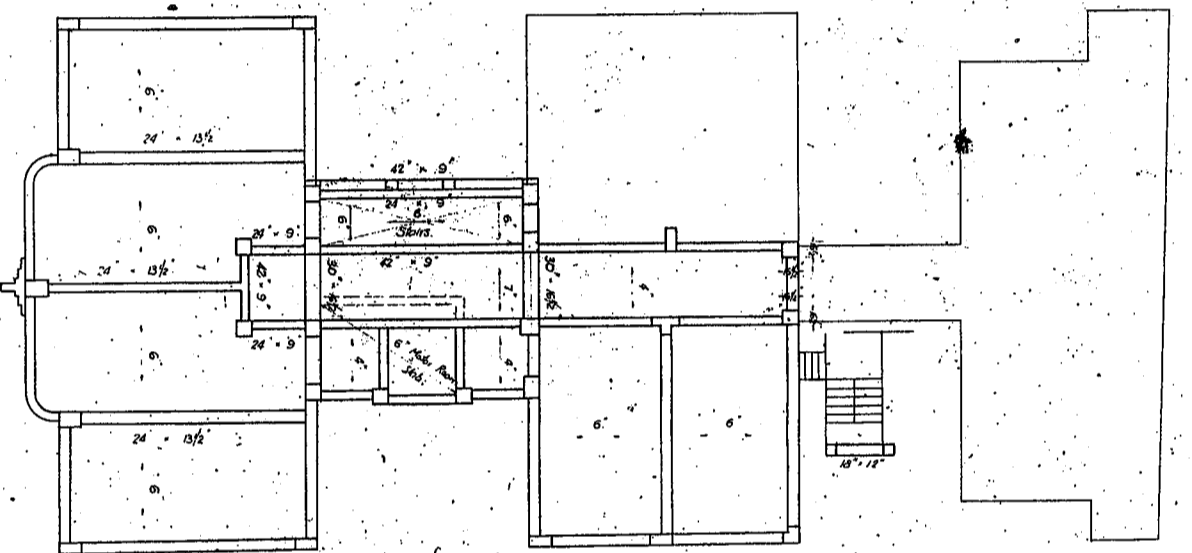
FLATS.		
LIVERPOOL ST., SYDNEY.		
REINFORCED CONCRETE CONSTRUCTION.		
Scale -	Wilsyre & Hodges, Architects.	Dwg. N.P.E. 11073.
1/8" = 1'-0"	The Trussed Concrete Steel Co. (Aust.) Pty. Ltd.	Date - 10-6-37.
	Asbestos House, York & Barrack Sts., Sydney.	
Revised - 24-6-37.		

Set No 5 Sheet No 11



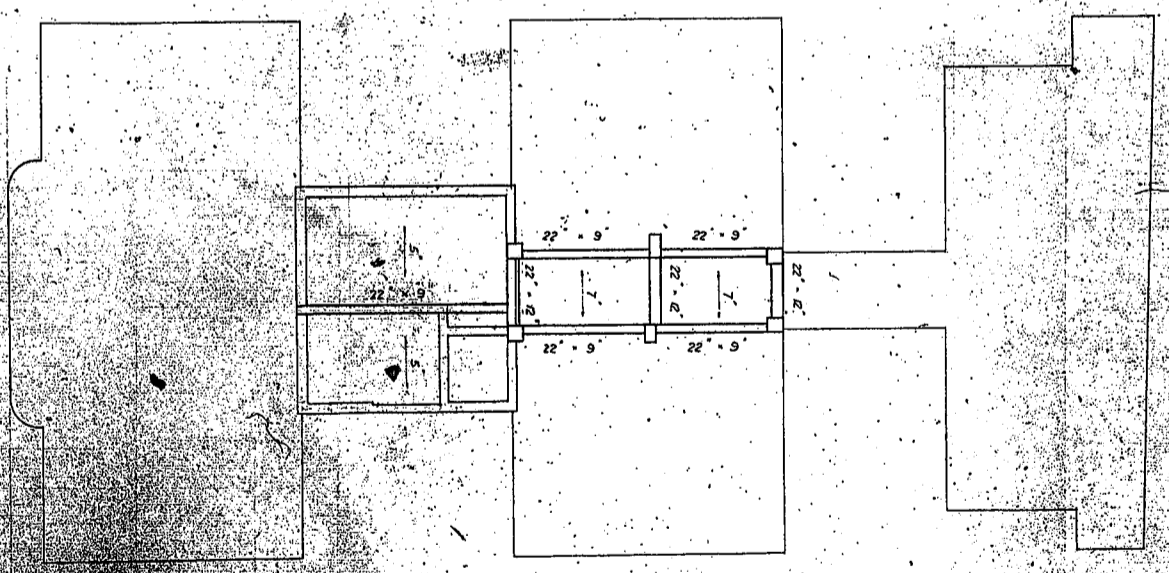
Third Floor PLAN showing construction of Fourth Floor.
 spaced for Sixth Floor Plan, showing construction of Fifth Floor,
 and for Fifth Floor Plan, showing construction of Sixth Floor.
 Lines show otherwise columns on this plan to be same
 size as columns below.

This drawing is intended in conjunction with Drawing No. E.11073.



SIXTH Floor PLAN showing construction of Roof.
 Lines show otherwise columns on this plan to be
 same size as columns below.

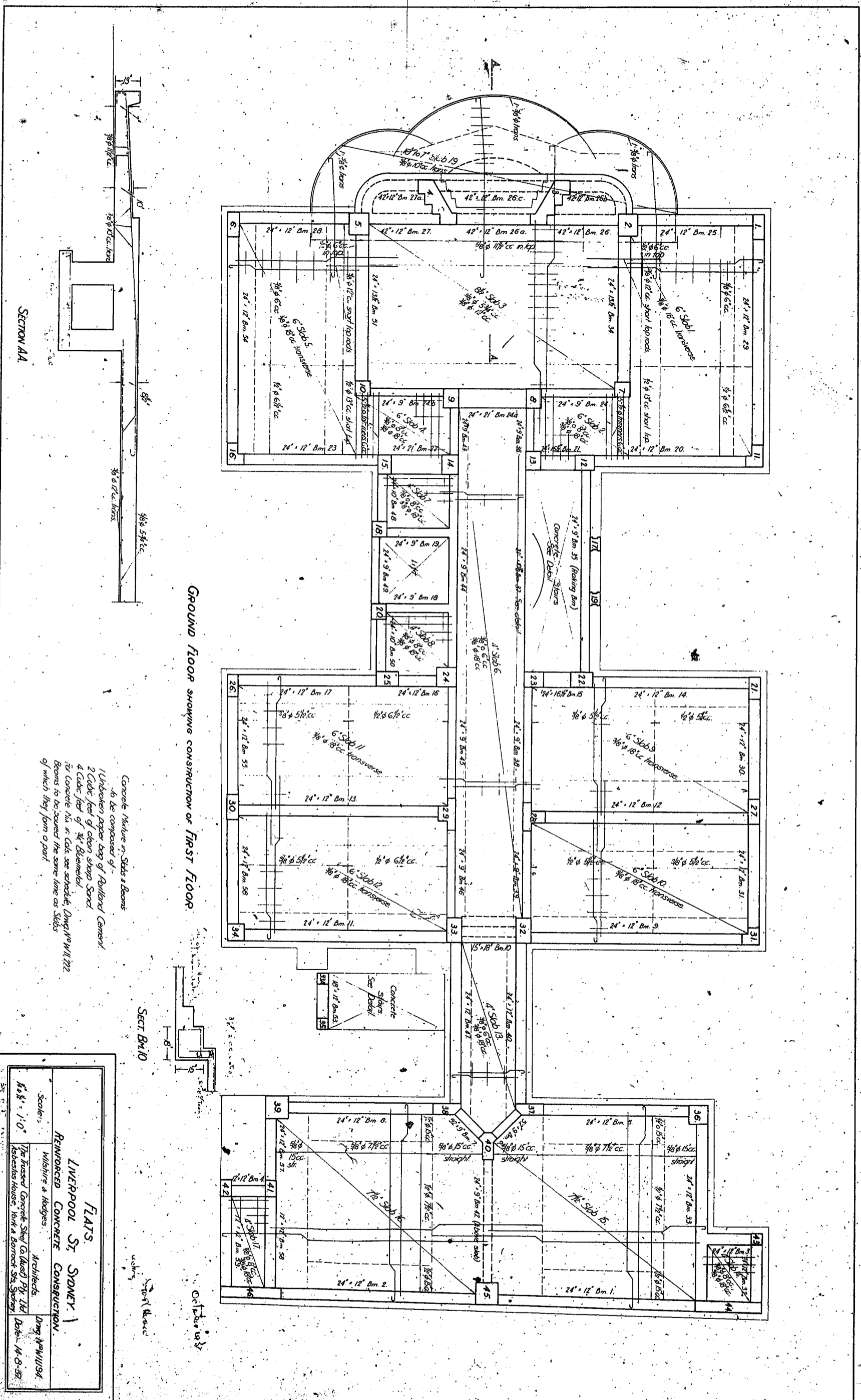
- 1-1-2 Concrete Mix details
- 1-1-3 Concrete Mix details
- 1-2-4 Concrete Mix details
- 1-unbroken paper bag of Cement (1-cub ft)
- 1-cubic foot of clean sharp sand
- 2-cub feet of 3/4 bl. sand
- 1-unbroken paper bag of Cement (1-cub ft)
- 1/8-cub feet of clean sharp sand
- 3-cub feet of 3/4 bl. sand
- 1-unbroken paper bag of Cement (1-cub ft)
- 2-cub feet of clean sharp sand
- 1-cub ft of 3/4 bl. sand



CONSTRUCTION LEVEL Floor

FLATS.			
LIVERPOOL ST., SYDNEY.			
REINFORCED CONCRETE CONSTRUCTION			
Scale:	1/4" = 1'-0"	Architects:	Dryden & E. J. 1074
Designed by:		Engineer:	10-6-37
The Fossed Concrete Steel Co. (Australia) Ltd. Date - 10-6-37			
Revised - 10-6-37			

Set No. 2, Survey No. 12



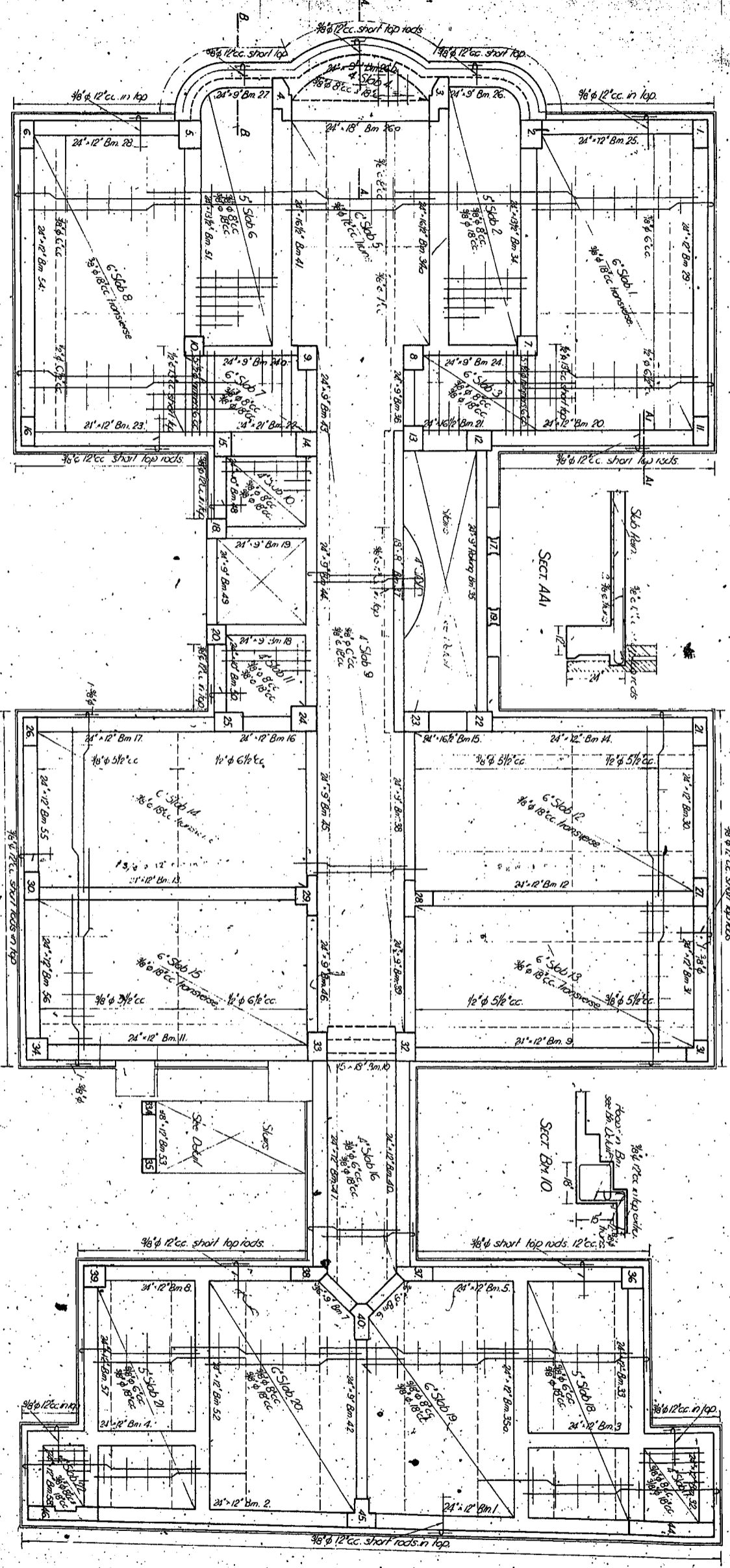
GROUND FLOOR SHOWING CONSTRUCTION OF FIRST FLOOR

SECTION AA

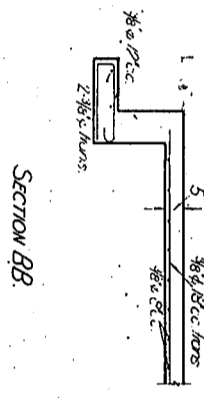
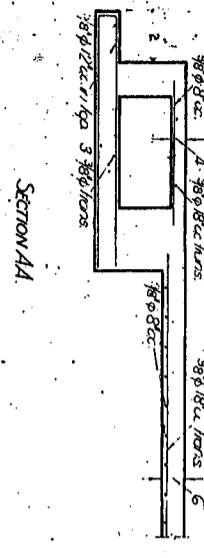
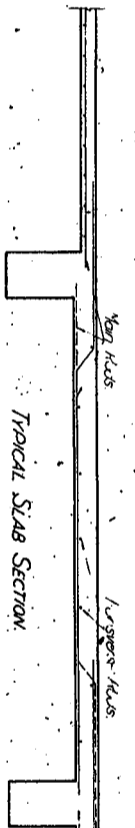
Concrete Nature of Slabs & Beams to be composed of:
 1. Lubricated paper bag of Portland Cement
 2. Cubic feet of clean sharp Sand
 4. Cubic feet of 3/4" Bluestone
 For concrete mix, in Col. see schedule, Dmg No. W/11/222
 Beams to be covered the same line as Slabs of which they form a part

SECT Bx10

FLATS	
LIVERPOOL ST. SYDNEY.	
REINFORCED CONCRETE CONSTRUCTION.	
Scale:	1" = 1'-0"
Architects:	Wishart & Hodges
Engineers:	Dmg No. W/11/224
Structural:	The Trustees Concrete Steel (Australia) Pty. Ltd.
Drawn by:	14-8-57



FIRST FLOOR SHOWING CONSTRUCTION OF SECOND FLOOR.



Concrete Mixture in Slabs & Beams
to be composed of:
1 1/2 tubs per bag of Portland Cement
2 1/2 tubs of clean sharp sand
4 tubs full of #1 Blended
for concrete mix in Code see Schedule, Dmg. No. W1122.
Beams to be poured the same time as Slabs
of which they form a part.

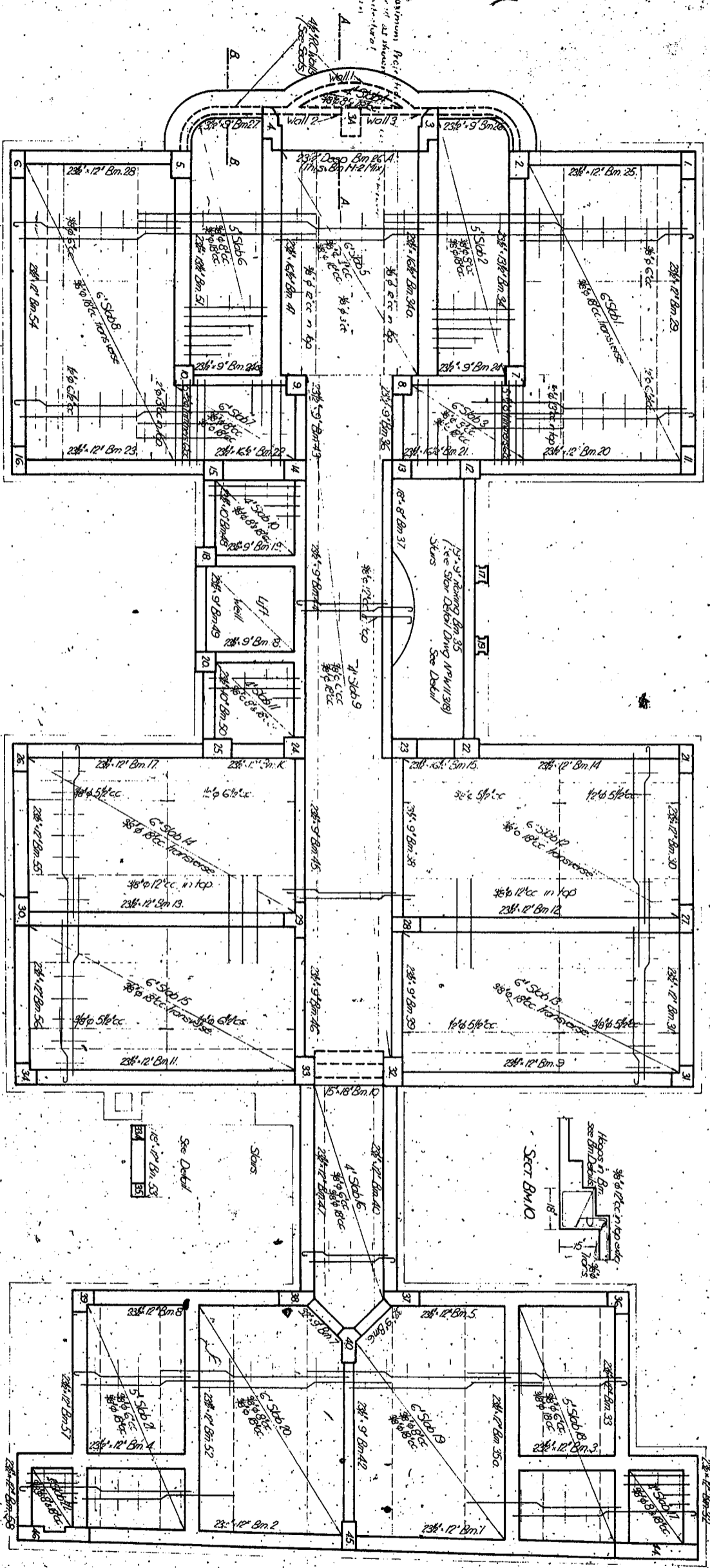

W. S. Rowland

24 November 1931

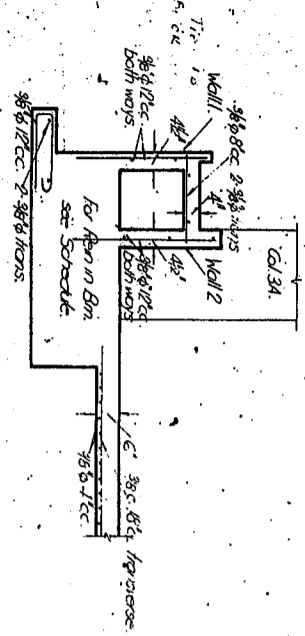
NOTE:
ALL REIN. MARKED AS DEEP
W/O 2 1/2\"/>

FLATS	
LIVERPOOL ST. SYDNEY	
REINFORCED CONCRETE CONSTRUCTION	
Scale: 1/4" = 1'-0"	Architects: Dmg. No. W1122
Wishnie & Hoeges	The Fraser Concrete Slab (Limited) Pty. Ltd.
Reinforcing Engineers, York & Bennett Sts. Sydney	Date: 23.9.31

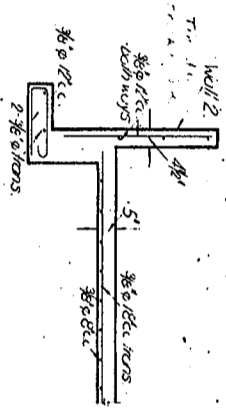
6-11-31



SECOND FLOOR PLAN SHOWING CONSTRUCTION OF THIRD FLOOR



SECTION AA



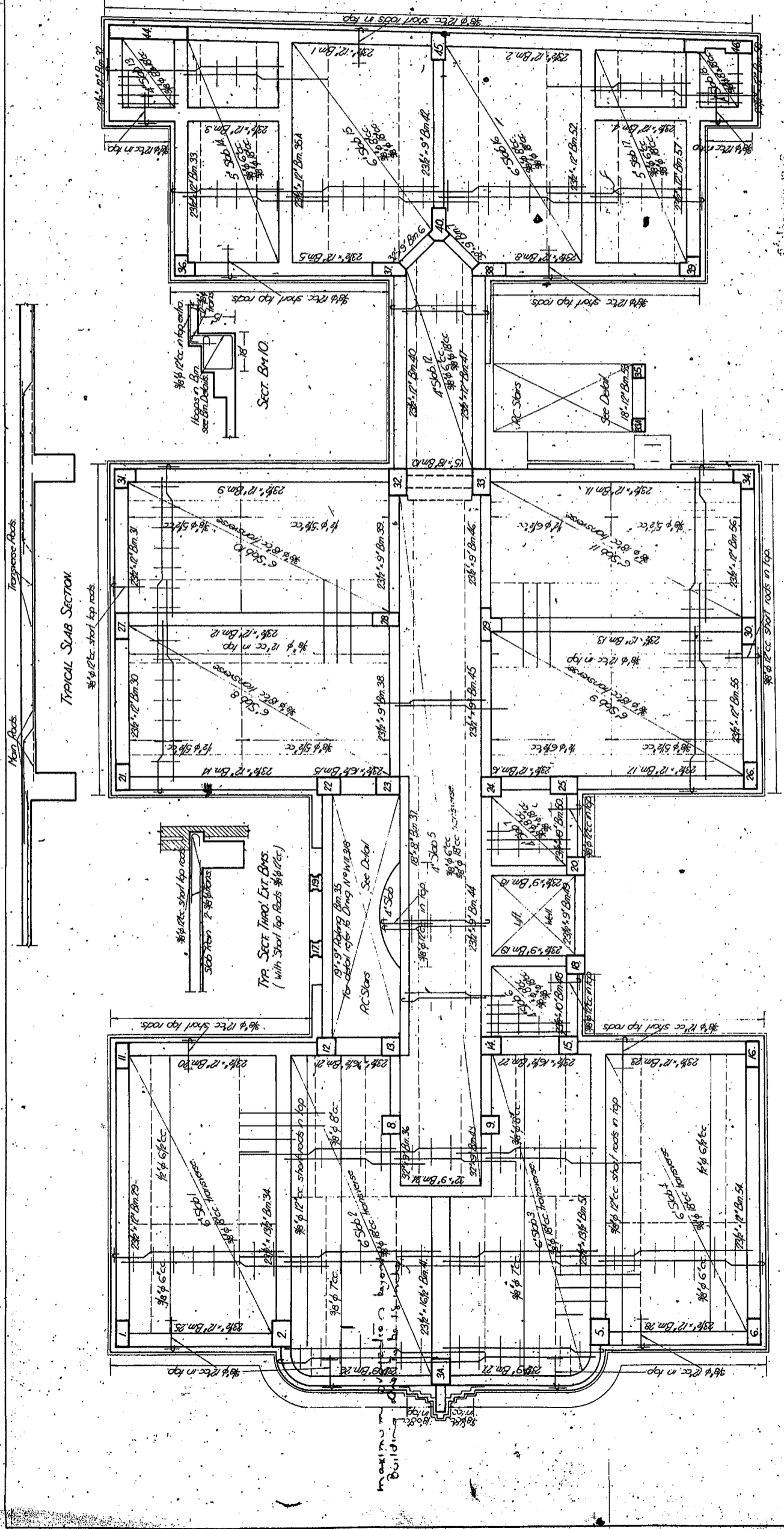
SECTION BB

NOTES:-
 1. Use of square otherwise concrete to be
 2. ...
 3. ...
 4. ...

For C20 Mix in Columns see Schedule DWG No W/11/222
 Beams to be poured like same mix as Slabs
 of W/11/222, from a part
 Item 204 to be composed of 1-1/2" Concrete
 1-1/2" Concrete Mix checkers:-
 1. ...
 2. ...
 3. ...
 4. ...

FLATS.	
LIVERPOOL ST. SYDNEY.	
REINFORCED CONCRETE CONSTRUCTION.	
Scale:-	Mixture & Hedges.
1/4" = 1'-0"	Architects.
The Federal Concrete Steel & Glass Pty. Ltd.	
125 Victoria Road, Sydney	
Dwg. No. W/11/392	Date:- 8-11-37
Revised:- 29-11-37	

5" dia. masonry pipes



67
S.I. 38

TYPICAL SLAB SECTION

Typ Sect Third, Ext. Bms.
(With Steel Top Rods 1/2" dia.)

SECT. B.M. 10

THIRD FLOOR PLAN SHOWING CONSTRUCTION OF FOURTH FLOOR.

NOTES:-

- Unless shown otherwise, concrete to be composed of:-
- 4 cubic ft. x" blue metal
- 2 cubic ft. lean sharp sand
- 1 cubic ft. Portland Cement (94 lb)
- For Core Mix in C&S see Schedule Dwg NPM/1222.
- Beams to be poured the same time as Slabs of which they form a part.

FLATS.
LIVERPOOL ST. SYDNEY.

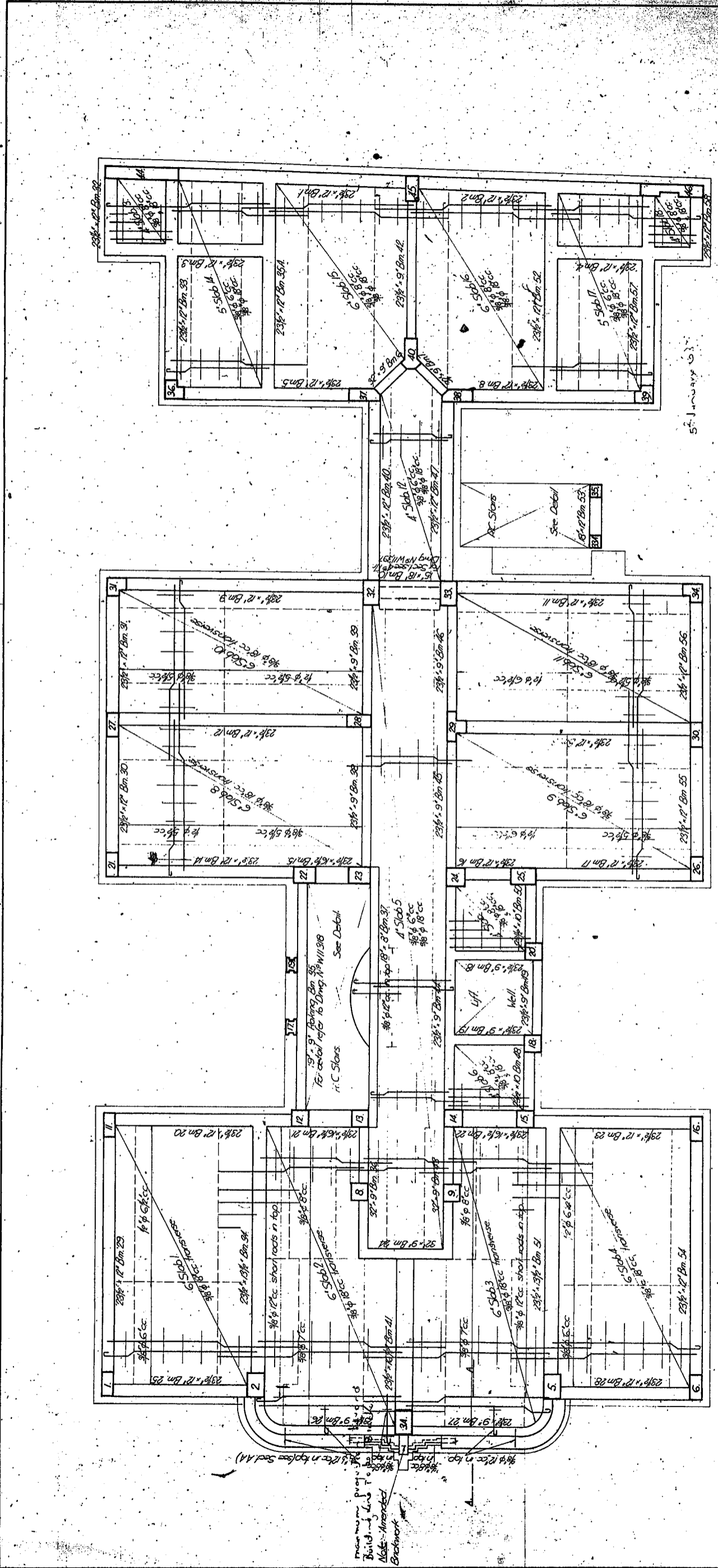
REINFORCED CONCRETE CONSTRUCTION.

Scale:-
1/4" = 1'-0"

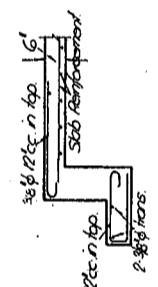
Mishra & Hodges, Architects.
The Trussed Concrete Steel Co. (Must) Pty. Ltd.
Asbestos House, 16, 17 & Barrack Sts, Sydney.

Dwg. NPM/1397
Date:- 11-11-37

63/11/22
S. 1.35



FOURTH FLOOR PLAN SHOWING CONSTRUCTION OF FIFTH FLOOR.



TYPICAL SLAB SECTION.

NOTES.

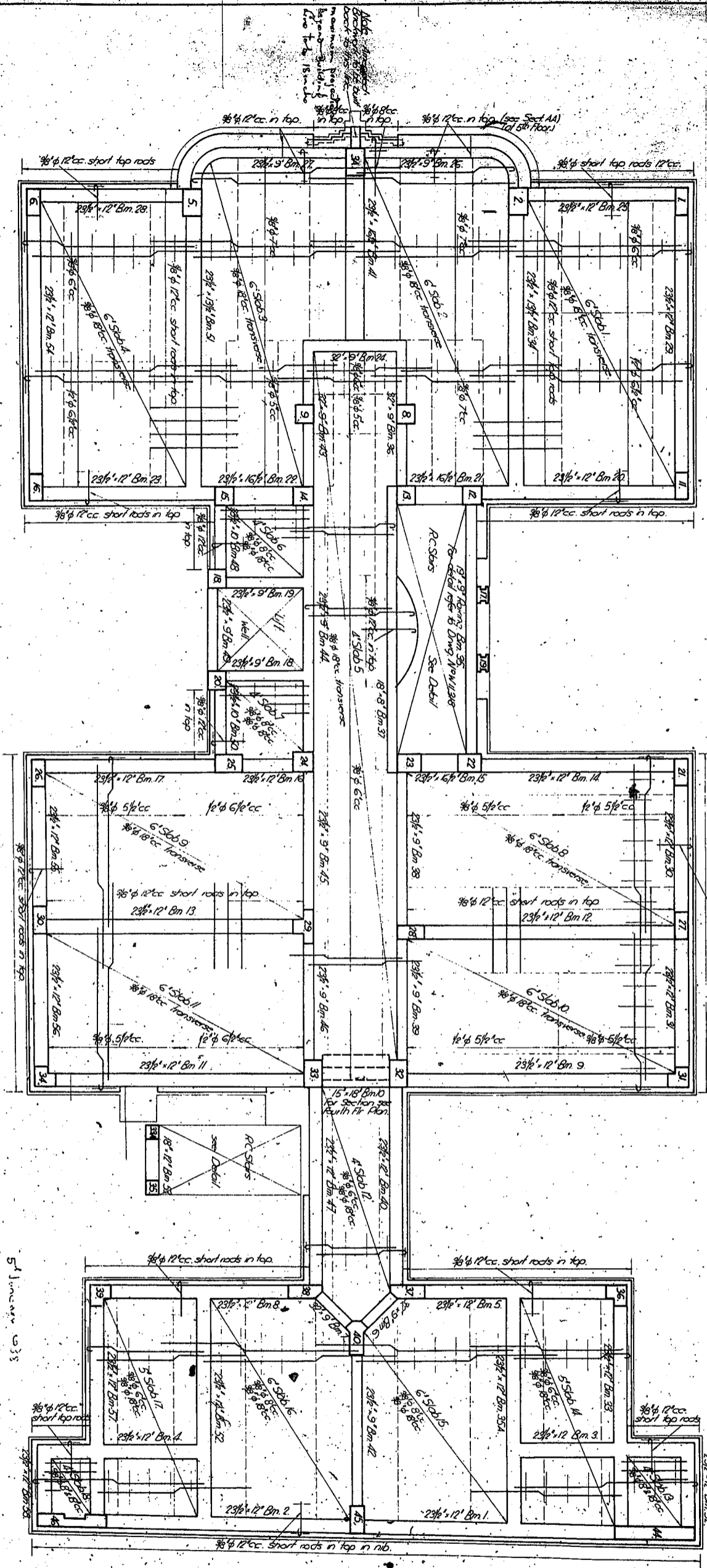
Unless shown otherwise, concrete to be composed of:-
 4 cubic ft. blue metal
 2 cubic ft. clean sharp sand
 1 cubic ft. Portland Cement (94 lb.)
 For Concrete Mix in Columns see Schedules Drawing No W/11/222
 Beams to be poured the same time as Slabs of which they form a part.

FLATS.
 LIVERPOOL ST. SYDNEY.
 REINFORCED CONCRETE CONSTRUCTION.

Scale:-
 1/4" = 1'-0"

Architects
 Milshire & Hopkins.
 Dmg. No. W/11/222

The Trustees, Concrete Slab (General) Pty. Ltd.
 Architects House, York & Barrack Sts. Sydney.

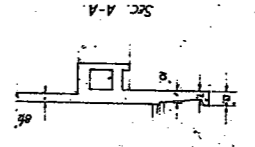


FIFTH FLOOR PLAN SHOWING CONSTRUCTION OF SIXTH FLOOR

NOTES:-
 Unless shown otherwise, concrete to be composed of:-
 4 cubic ft. x blue metal
 2 cubic ft. clean sharp sand
 1 cubic ft. Portland Cement (84 lb.)
 Beams to be poured the same time as slabs of which they form a part.
 For floor slab sections see fifth floor. For Dwg. No. W/11.528.
 For section through exterior beams see fourth floor. For Dwg. No. W/11.527.

FIFTH FLOOR PLAN SHOWING CONSTRUCTION OF SIXTH FLOOR	
FLATS	
LIVERPOOL ST. SYDNEY	
REINFORCED CONCRETE CONSTRUCTION	
Scale:-	1" = 1'-0"
Architects:	The Messrs. Concrete Steel Co. (Incorporated) Ltd. 100, 101, 102, 103, 104, 105, 106, 107, 108, 109, 110, 111, 112, 113, 114, 115, 116, 117, 118, 119, 120, 121, 122, 123, 124, 125, 126, 127, 128, 129, 130, 131, 132, 133, 134, 135, 136, 137, 138, 139, 140, 141, 142, 143, 144, 145, 146, 147, 148, 149, 150, 151, 152, 153, 154, 155, 156, 157, 158, 159, 160, 161, 162, 163, 164, 165, 166, 167, 168, 169, 170, 171, 172, 173, 174, 175, 176, 177, 178, 179, 180, 181, 182, 183, 184, 185, 186, 187, 188, 189, 190, 191, 192, 193, 194, 195, 196, 197, 198, 199, 200, 201, 202, 203, 204, 205, 206, 207, 208, 209, 210, 211, 212, 213, 214, 215, 216, 217, 218, 219, 220, 221, 222, 223, 224, 225, 226, 227, 228, 229, 230, 231, 232, 233, 234, 235, 236, 237, 238, 239, 240, 241, 242, 243, 244, 245, 246, 247, 248, 249, 250, 251, 252, 253, 254, 255, 256, 257, 258, 259, 260, 261, 262, 263, 264, 265, 266, 267, 268, 269, 270, 271, 272, 273, 274, 275, 276, 277, 278, 279, 280, 281, 282, 283, 284, 285, 286, 287, 288, 289, 290, 291, 292, 293, 294, 295, 296, 297, 298, 299, 300, 301, 302, 303, 304, 305, 306, 307, 308, 309, 310, 311, 312, 313, 314, 315, 316, 317, 318, 319, 320, 321, 322, 323, 324, 325, 326, 327, 328, 329, 330, 331, 332, 333, 334, 335, 336, 337, 338, 339, 340, 341, 342, 343, 344, 345, 346, 347, 348, 349, 350, 351, 352, 353, 354, 355, 356, 357, 358, 359, 360, 361, 362, 363, 364, 365, 366, 367, 368, 369, 370, 371, 372, 373, 374, 375, 376, 377, 378, 379, 380, 381, 382, 383, 384, 385, 386, 387, 388, 389, 390, 391, 392, 393, 394, 395, 396, 397, 398, 399, 400, 401, 402, 403, 404, 405, 406, 407, 408, 409, 410, 411, 412, 413, 414, 415, 416, 417, 418, 419, 420, 421, 422, 423, 424, 425, 426, 427, 428, 429, 430, 431, 432, 433, 434, 435, 436, 437, 438, 439, 440, 441, 442, 443, 444, 445, 446, 447, 448, 449, 450, 451, 452, 453, 454, 455, 456, 457, 458, 459, 460, 461, 462, 463, 464, 465, 466, 467, 468, 469, 470, 471, 472, 473, 474, 475, 476, 477, 478, 479, 480, 481, 482, 483, 484, 485, 486, 487, 488, 489, 490, 491, 492, 493, 494, 495, 496, 497, 498, 499, 500, 501, 502, 503, 504, 505, 506, 507, 508, 509, 510, 511, 512, 513, 514, 515, 516, 517, 518, 519, 520, 521, 522, 523, 524, 525, 526, 527, 528, 529, 530, 531, 532, 533, 534, 535, 536, 537, 538, 539, 540, 541, 542, 543, 544, 545, 546, 547, 548, 549, 550, 551, 552, 553, 554, 555, 556, 557, 558, 559, 560, 561, 562, 563, 564, 565, 566, 567, 568, 569, 570, 571, 572, 573, 574, 575, 576, 577, 578, 579, 580, 581, 582, 583, 584, 585, 586, 587, 588, 589, 590, 591, 592, 593, 594, 595, 596, 597, 598, 599, 600, 601, 602, 603, 604, 605, 606, 607, 608, 609, 610, 611, 612, 613, 614, 615, 616, 617, 618, 619, 620, 621, 622, 623, 624, 625, 626, 627, 628, 629, 630, 631, 632, 633, 634, 635, 636, 637, 638, 639, 640, 641, 642, 643, 644, 645, 646, 647, 648, 649, 650, 651, 652, 653, 654, 655, 656, 657, 658, 659, 660, 661, 662, 663, 664, 665, 666, 667, 668, 669, 670, 671, 672, 673, 674, 675, 676, 677, 678, 679, 680, 681, 682, 683, 684, 685, 686, 687, 688, 689, 690, 691, 692, 693, 694, 695, 696, 697, 698, 699, 700, 701, 702, 703, 704, 705, 706, 707, 708, 709, 710, 711, 712, 713, 714, 715, 716, 717, 718, 719, 720, 721, 722, 723, 724, 725, 726, 727, 728, 729, 730, 731, 732, 733, 734, 735, 736, 737, 738, 739, 740, 741, 742, 743, 744, 745, 746, 747, 748, 749, 750, 751, 752, 753, 754, 755, 756, 757, 758, 759, 760, 761, 762, 763, 764, 765, 766, 767, 768, 769, 770, 771, 772, 773, 774, 775, 776, 777, 778, 779, 780, 781, 782, 783, 784, 785, 786, 787, 788, 789, 790, 791, 792, 793, 794, 795, 796, 797, 798, 799, 800, 801, 802, 803, 804, 805, 806, 807, 808, 809, 810, 811, 812, 813, 814, 815, 816, 817, 818, 819, 820, 821, 822, 823, 824, 825, 826, 827, 828, 829, 830, 831, 832, 833, 834, 835, 836, 837, 838, 839, 840, 841, 842, 843, 844, 845, 846, 847, 848, 849, 850, 851, 852, 853, 854, 855, 856, 857, 858, 859, 860, 861, 862, 863, 864, 865, 866, 867, 868, 869, 870, 871, 872, 873, 874, 875, 876, 877, 878, 879, 880, 881, 882, 883, 884, 885, 886, 887, 888, 889, 890, 891, 892, 893, 894, 895, 896, 897, 898, 899, 900, 901, 902, 903, 904, 905, 906, 907, 908, 909, 910, 911, 912, 913, 914, 915, 916, 917, 918, 919, 920, 921, 922, 923, 924, 925, 926, 927, 928, 929, 930, 931, 932, 933, 934, 935, 936, 937, 938, 939, 940, 941, 942, 943, 944, 945, 946, 947, 948, 949, 950, 951, 952, 953, 954, 955, 956, 957, 958, 959, 960, 961, 962, 963, 964, 965, 966, 967, 968, 969, 970, 971, 972, 973, 974, 975, 976, 977, 978, 979, 980, 981, 982, 983, 984, 985, 986, 987, 988, 989, 990, 991, 992, 993, 994, 995, 996, 997, 998, 999, 1000.

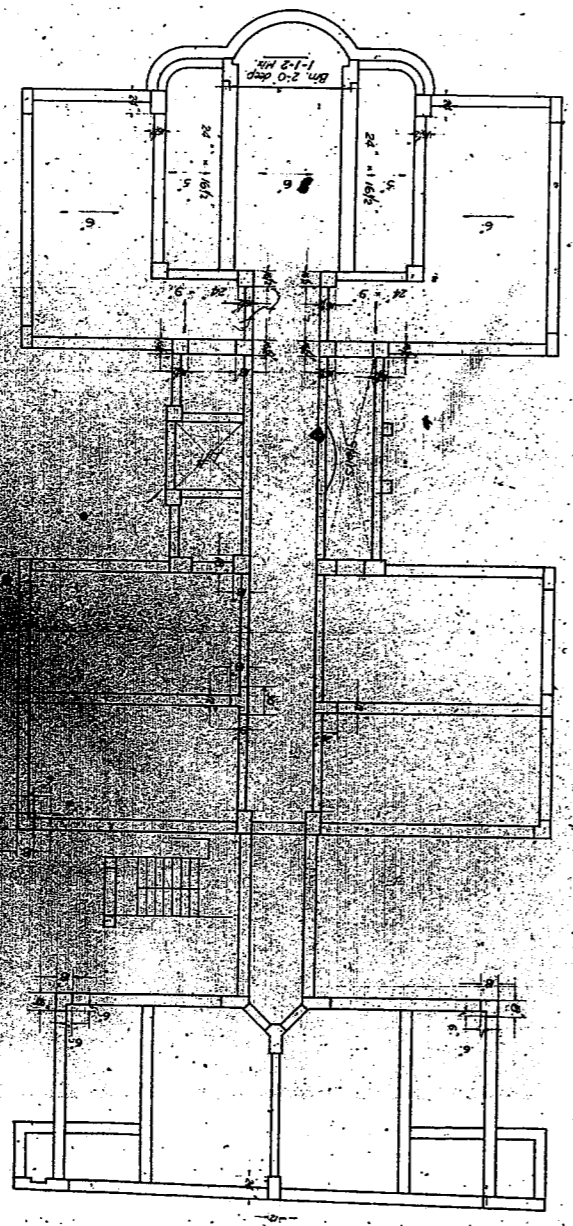
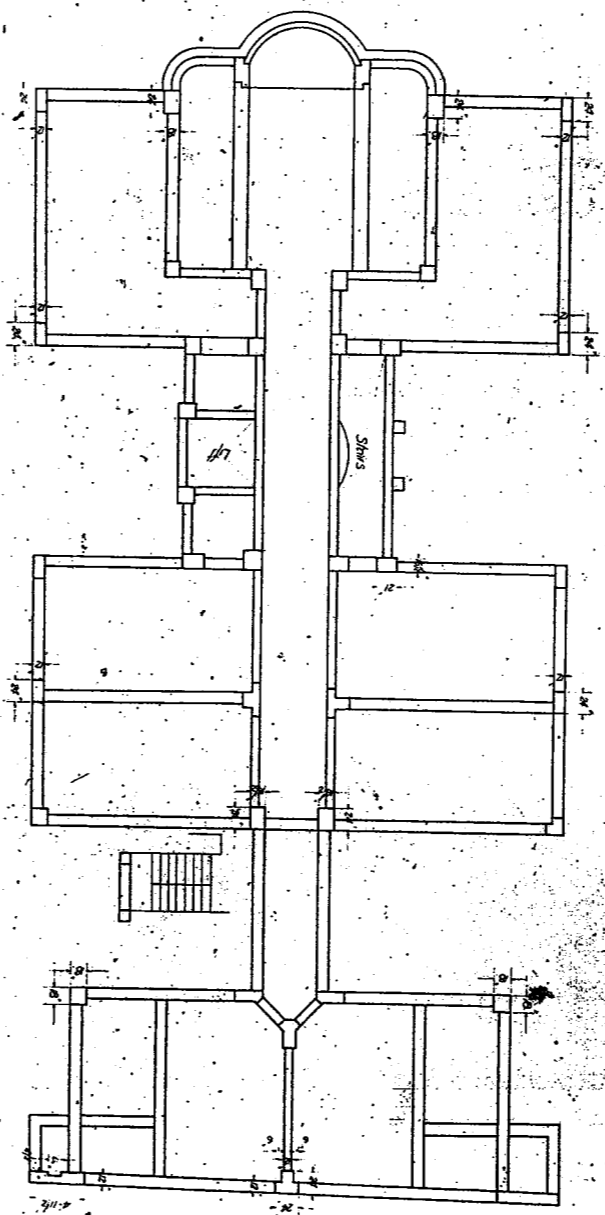
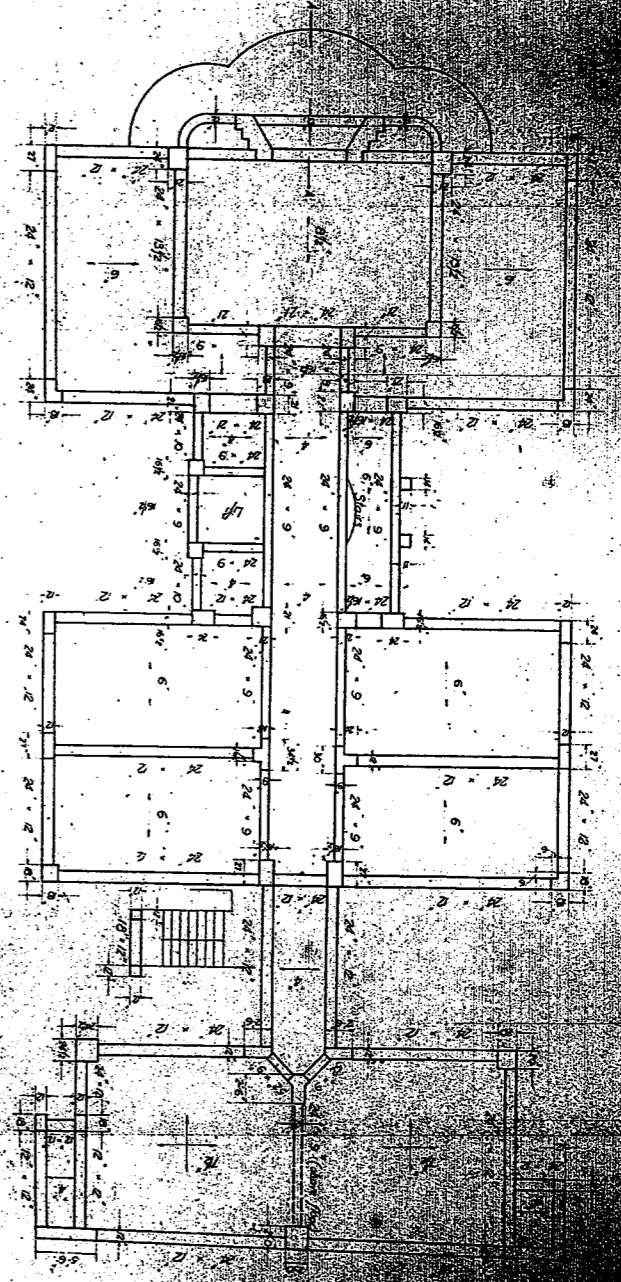
6/11/51
 S. 1. 38



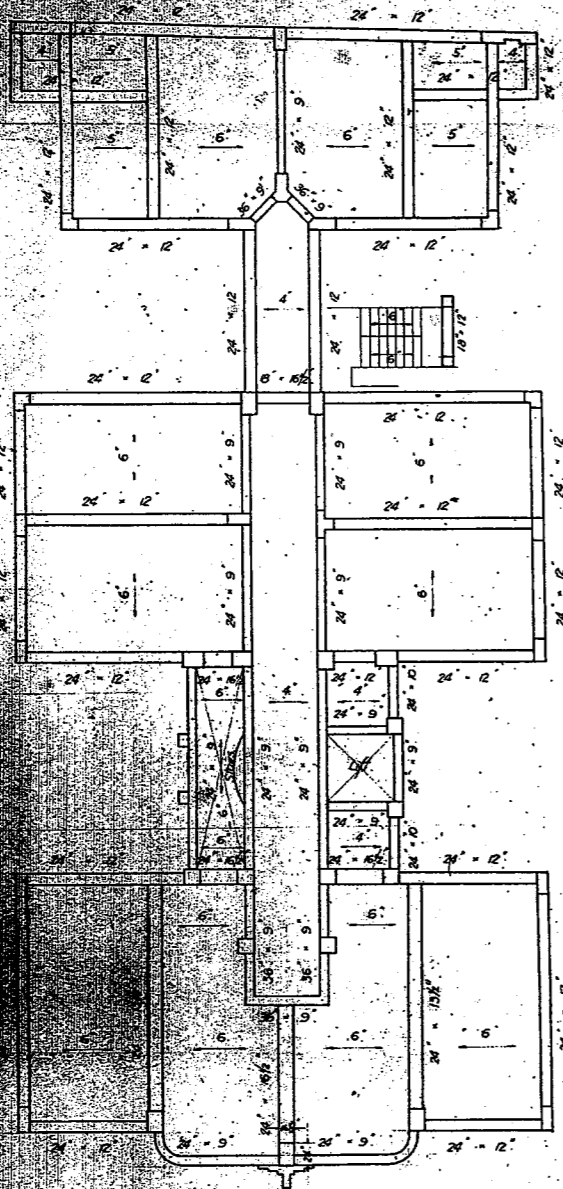
Note:
 Columns to be of 1-2 Concrete Mix up
 to 3rd floor, 1-1/2 Concrete Mix between
 3rd & 4th floors; and 1-2-4 Concrete Mix
 for balance of height.
 Slabs and beams to be of 1-2-4 concrete Mix.

First Floor Plan showing construction of Second floor.
 Unless shown otherwise columns between first and second floors
 to be same size as columns below.
 For beam sizes refer to third floor construction.
 For slab thicknesses refer to third floor construction.

Second Floor Plan showing construction of Third floor.
 Unless shown otherwise columns between second and third
 floors to be same size as columns below.
 For beam sizes refer to typical floor construction.
 For slab thicknesses refer to typical floor construction.

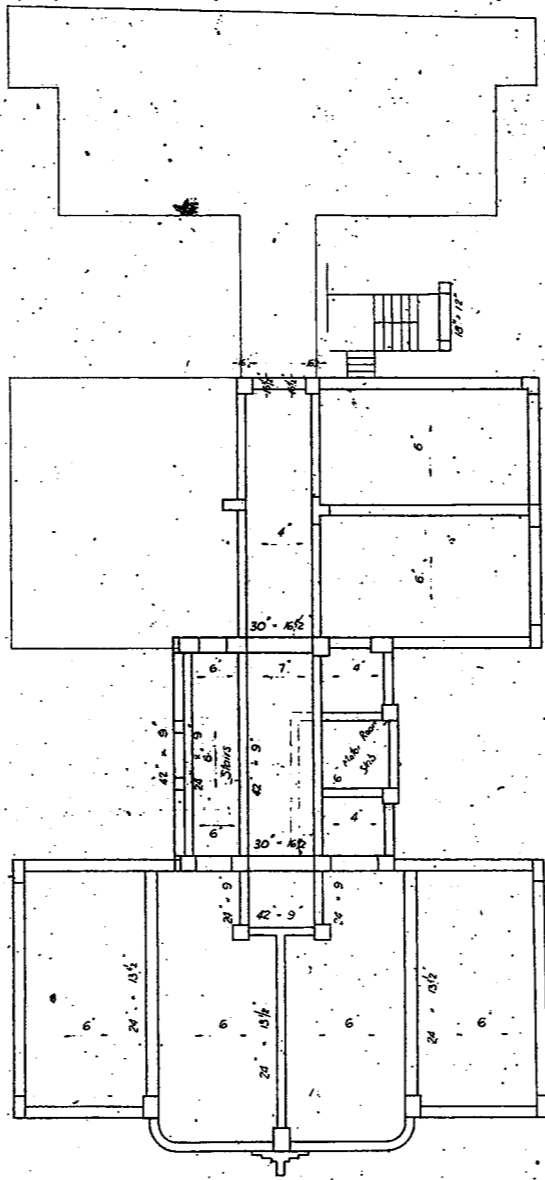


LIVERRIDGE ST. SYDNEY	
REINFORCED CONCRETE CONSTRUCTION	
SCALE	1/4" = 1'-0"
DESIGNED BY	W. H. B. & SONS
CHECKED BY	W. H. B. & SONS
DATE	12-10-95 C.M.



THIRD FLOOR PLAN SHOWING CONSTRUCTION OF FOURTH FLOOR.
 Applied for Fourth Floor Plan showing construction of Fifth Floor,
 and for Fifth Floor Plan showing construction of Sixth Floor.
 Unless shown otherwise columns on this plan to be same
 size as columns below.


This drawing to be read in connection with Drawing No. E 101/3.



SIXTH FLOOR PLAN SHOWING CONSTRUCTION OF ROOF.
 Unless shown otherwise columns on this plan to be
 same size as columns below.

- 1-1-2 Concrete Mix denotes
 1-unbroken paper bag of Cement (1-cub.ft)
 1-cubic foot of clean sharp sand.
 2-cubic feet of 3/4" blue metal.
- 1-1/2-3 Concrete Mix denotes
 1-unbroken paper bag of Cement (1-cub.ft)
 1 1/2-cubic feet of clean sharp sand.
 3-cubic feet of 3/4" blue metal.
- 1-2-4 Concrete Mix denotes
 1-unbroken paper bag of Cement (1-cub.ft)
 2 cubic feet of clean sharp sand
 4 cubic feet of 3/4" blue metal.

Councils copy



CONSTRUCTION ABOVE ROOF

FLATS LIVERPOOL ST. SYDNEY REINFORCED CONCRETE CONSTRUCTION	
Wislizenus & Hodges The Inland Concrete Steel & Asphalt Works 110-112 Liverpool Street, Sydney	
Scale	1" = 1'-0"
Revised	1-24-15

Set No. 8 Sheet No. 12

16	17	18	19	20	21	22	23	24	25	26	27	28	29	30	31	32	33	34	35	36	37	38	39	40	41	42	43	44	45	46

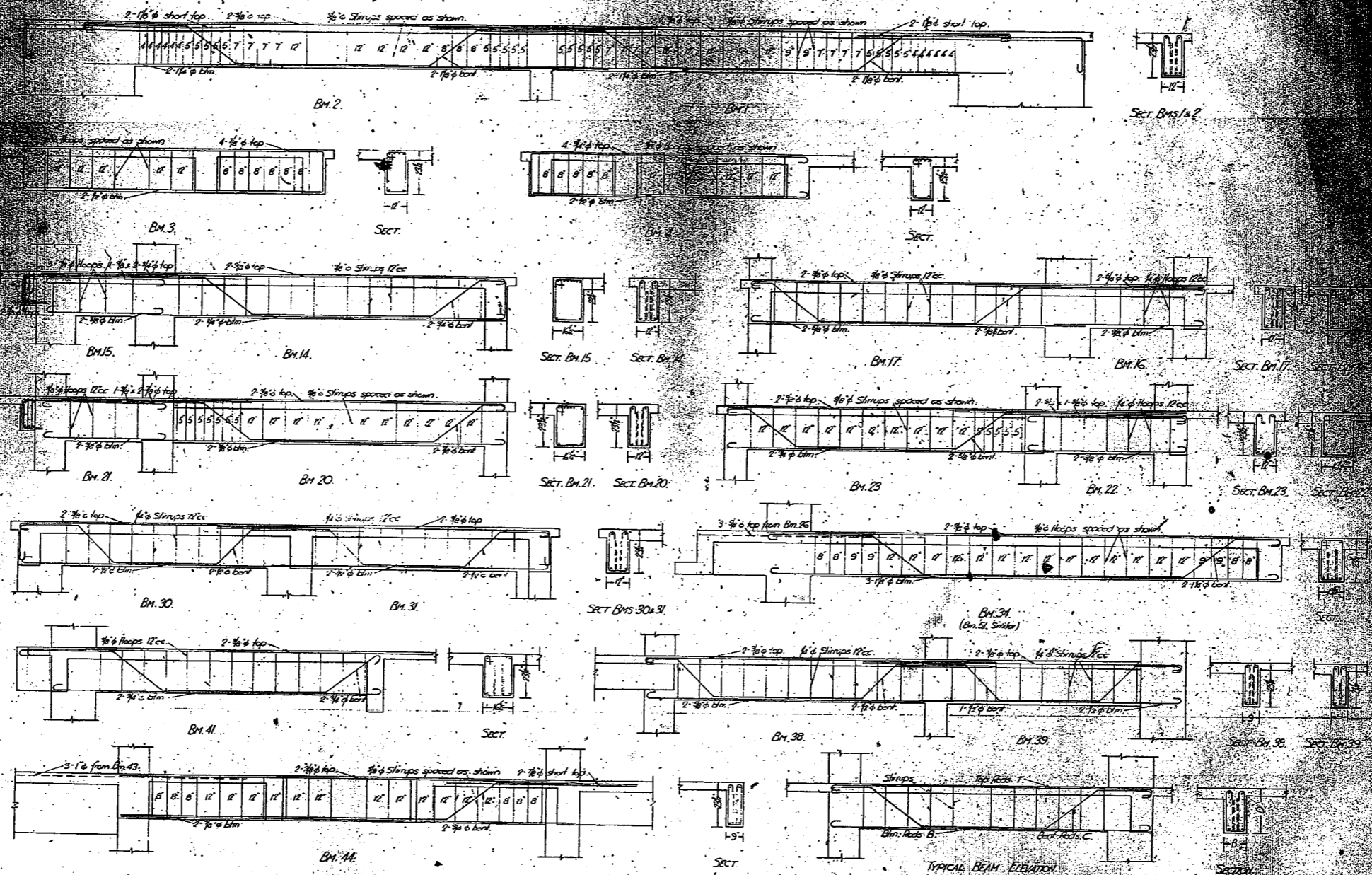
Note:
 1-19 The column is to be reinforced with
 1 unbraced leg of channel placed
 1 cubic foot of open space
 1 cubic foot of concrete

 1-20 The column is to be reinforced with
 1 unbraced leg of channel placed
 1 cubic foot of open space
 1 cubic foot of concrete

 1-21 The column is to be reinforced with
 1 unbraced leg of channel placed
 1 cubic foot of open space
 1 cubic foot of concrete

BEAM SCHEDULE

BEAMS	MARK	D.B.	SP.	MAIN REIN.	STIRRUPS	NOTES
1	256 12	2	10	4 # 10	4 # 8	
2	256 12	2	10	4 # 10	4 # 8	
3	256 12	2	10	4 # 10	4 # 8	
4	256 12	2	10	4 # 10	4 # 8	
5	256 12	2	10	4 # 10	4 # 8	
6	256 12	2	10	4 # 10	4 # 8	
7	256 12	2	10	4 # 10	4 # 8	
8	256 12	2	10	4 # 10	4 # 8	
9	256 12	2	10	4 # 10	4 # 8	
10	256 12	2	10	4 # 10	4 # 8	
11	256 12	2	10	4 # 10	4 # 8	
12	256 12	2	10	4 # 10	4 # 8	
13	256 12	2	10	4 # 10	4 # 8	
14	256 12	2	10	4 # 10	4 # 8	
15	256 12	2	10	4 # 10	4 # 8	
16	256 12	2	10	4 # 10	4 # 8	
17	256 12	2	10	4 # 10	4 # 8	
18	256 12	2	10	4 # 10	4 # 8	
19	256 12	2	10	4 # 10	4 # 8	
20	256 12	2	10	4 # 10	4 # 8	
21	256 12	2	10	4 # 10	4 # 8	
22	256 12	2	10	4 # 10	4 # 8	
23	256 12	2	10	4 # 10	4 # 8	
24	256 12	2	10	4 # 10	4 # 8	
25	256 12	2	10	4 # 10	4 # 8	
26	256 12	2	10	4 # 10	4 # 8	
27	256 12	2	10	4 # 10	4 # 8	
28	256 12	2	10	4 # 10	4 # 8	
29	256 12	2	10	4 # 10	4 # 8	
30	256 12	2	10	4 # 10	4 # 8	
31	256 12	2	10	4 # 10	4 # 8	
32	256 12	2	10	4 # 10	4 # 8	
33	256 12	2	10	4 # 10	4 # 8	
34	256 12	2	10	4 # 10	4 # 8	
35	256 12	2	10	4 # 10	4 # 8	
36	256 12	2	10	4 # 10	4 # 8	
37	256 12	2	10	4 # 10	4 # 8	
38	256 12	2	10	4 # 10	4 # 8	
39	256 12	2	10	4 # 10	4 # 8	
40	256 12	2	10	4 # 10	4 # 8	
41	256 12	2	10	4 # 10	4 # 8	
42	256 12	2	10	4 # 10	4 # 8	
43	256 12	2	10	4 # 10	4 # 8	
44	256 12	2	10	4 # 10	4 # 8	
45	256 12	2	10	4 # 10	4 # 8	
46	256 12	2	10	4 # 10	4 # 8	
47	256 12	2	10	4 # 10	4 # 8	
48	256 12	2	10	4 # 10	4 # 8	
49	256 12	2	10	4 # 10	4 # 8	
50	256 12	2	10	4 # 10	4 # 8	
51	256 12	2	10	4 # 10	4 # 8	
52	256 12	2	10	4 # 10	4 # 8	
53	256 12	2	10	4 # 10	4 # 8	
54	256 12	2	10	4 # 10	4 # 8	
55	256 12	2	10	4 # 10	4 # 8	
56	256 12	2	10	4 # 10	4 # 8	
57	256 12	2	10	4 # 10	4 # 8	
58	256 12	2	10	4 # 10	4 # 8	
59	256 12	2	10	4 # 10	4 # 8	
60	256 12	2	10	4 # 10	4 # 8	
61	256 12	2	10	4 # 10	4 # 8	
62	256 12	2	10	4 # 10	4 # 8	
63	256 12	2	10	4 # 10	4 # 8	
64	256 12	2	10	4 # 10	4 # 8	
65	256 12	2	10	4 # 10	4 # 8	
66	256 12	2	10	4 # 10	4 # 8	
67	256 12	2	10	4 # 10	4 # 8	
68	256 12	2	10	4 # 10	4 # 8	
69	256 12	2	10	4 # 10	4 # 8	
70	256 12	2	10	4 # 10	4 # 8	
71	256 12	2	10	4 # 10	4 # 8	
72	256 12	2	10	4 # 10	4 # 8	
73	256 12	2	10	4 # 10	4 # 8	
74	256 12	2	10	4 # 10	4 # 8	
75	256 12	2	10	4 # 10	4 # 8	
76	256 12	2	10	4 # 10	4 # 8	
77	256 12	2	10	4 # 10	4 # 8	
78	256 12	2	10	4 # 10	4 # 8	
79	256 12	2	10	4 # 10	4 # 8	
80	256 12	2	10	4 # 10	4 # 8	
81	256 12	2	10	4 # 10	4 # 8	
82	256 12	2	10	4 # 10	4 # 8	
83	256 12	2	10	4 # 10	4 # 8	
84	256 12	2	10	4 # 10	4 # 8	
85	256 12	2	10	4 # 10	4 # 8	
86	256 12	2	10	4 # 10	4 # 8	
87	256 12	2	10	4 # 10	4 # 8	
88	256 12	2	10	4 # 10	4 # 8	
89	256 12	2	10	4 # 10	4 # 8	
90	256 12	2	10	4 # 10	4 # 8	
91	256 12	2	10	4 # 10	4 # 8	
92	256 12	2	10	4 # 10	4 # 8	
93	256 12	2	10	4 # 10	4 # 8	
94	256 12	2	10	4 # 10	4 # 8	
95	256 12	2	10	4 # 10	4 # 8	
96	256 12	2	10	4 # 10	4 # 8	
97	256 12	2	10	4 # 10	4 # 8	
98	256 12	2	10	4 # 10	4 # 8	
99	256 12	2	10	4 # 10	4 # 8	
100	256 12	2	10	4 # 10	4 # 8	



NOTE -
 Unless shown otherwise, concrete to be composed of -
 4 cubic ft. 3" blue metal
 2 cubic ft. clean sharp sand
 1 cubic ft. Portland Cement (94 lb.)
 Beams to be poured the same time as Slabs of which they form a part.
 Beams 26, 27, 36, 37, 43, 45, 46, 55, 56 to be respect of 5th Floor Beams of same number.

PLANS
 LIVERPOOL ST. SYDNEY
 REINFORCED CONCRETE CONSTRUCTION
 WILSON & HODGINS
 ENGINEERS & ARCHITECTS
 221-223 ST. MARKS ROAD, SYDNEY, N.S.W.

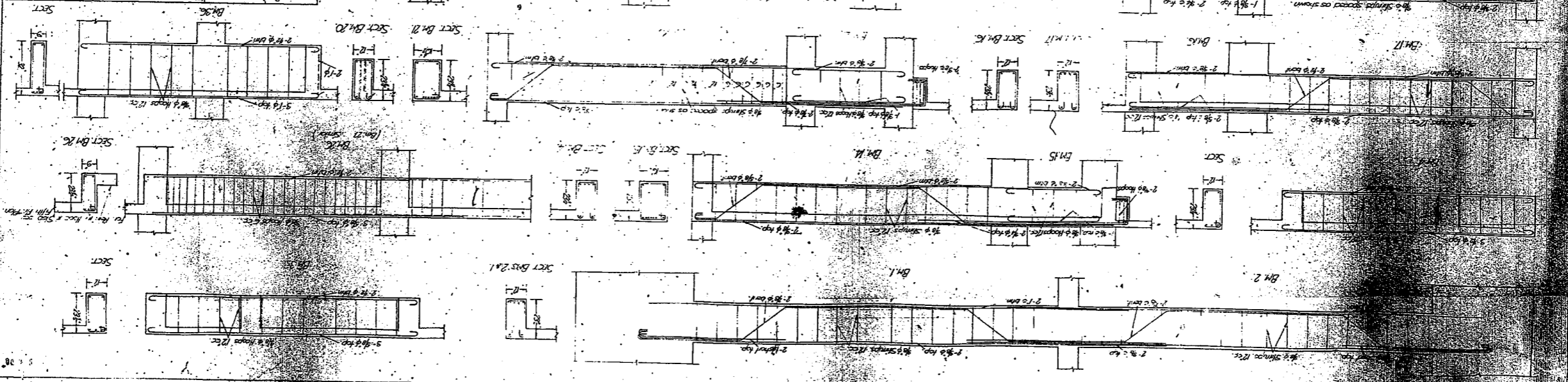
SIXTH FLOOR BEAMS.

FIFTH FLOOR BEAMS

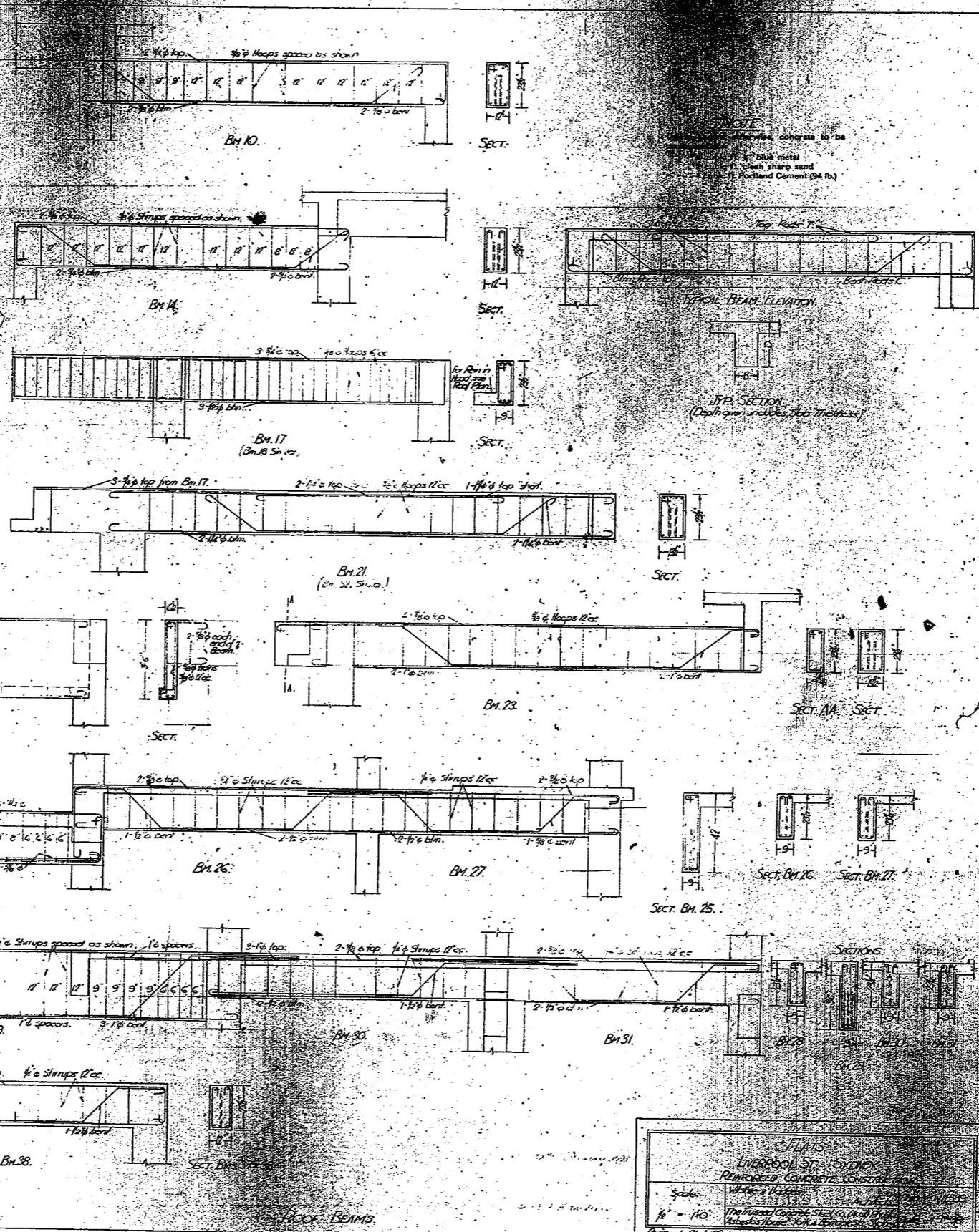
Scale: 1/4" = 1'-0"
 Date: 12-12-27
 Prepared by: [Name]
 Checked by: [Name]
 Approved by: [Name]
 Project: LIVERPOOL ST. STYING FLATS
 Reinforced Concrete Construction
 Working Plans

NOTE -
 Unless shown otherwise, concrete to be composed of:
 1 cubic ft. lean sand
 2 cubic ft. Portland Cement (94 lb.)
 5 cubic ft. blue metal
 5 cubic ft. coarse sand
 5 cubic ft. coarse sand
 5 cubic ft. coarse sand
 5 cubic ft. coarse sand

Beam No.	Span	Supports	Reinforcement	Notes
B. 1	11.0	11.0	2-1/2" dia. top, 2-1/2" dia. bottom	
B. 2	11.0	11.0	2-1/2" dia. top, 2-1/2" dia. bottom	
B. 3	11.0	11.0	2-1/2" dia. top, 2-1/2" dia. bottom	
B. 4	11.0	11.0	2-1/2" dia. top, 2-1/2" dia. bottom	
B. 5	11.0	11.0	2-1/2" dia. top, 2-1/2" dia. bottom	
B. 6	11.0	11.0	2-1/2" dia. top, 2-1/2" dia. bottom	
B. 7	11.0	11.0	2-1/2" dia. top, 2-1/2" dia. bottom	
B. 8	11.0	11.0	2-1/2" dia. top, 2-1/2" dia. bottom	
B. 9	11.0	11.0	2-1/2" dia. top, 2-1/2" dia. bottom	
B. 10	11.0	11.0	2-1/2" dia. top, 2-1/2" dia. bottom	
B. 11	11.0	11.0	2-1/2" dia. top, 2-1/2" dia. bottom	
B. 12	11.0	11.0	2-1/2" dia. top, 2-1/2" dia. bottom	
B. 13	11.0	11.0	2-1/2" dia. top, 2-1/2" dia. bottom	
B. 14	11.0	11.0	2-1/2" dia. top, 2-1/2" dia. bottom	
B. 15	11.0	11.0	2-1/2" dia. top, 2-1/2" dia. bottom	
B. 16	11.0	11.0	2-1/2" dia. top, 2-1/2" dia. bottom	
B. 17	11.0	11.0	2-1/2" dia. top, 2-1/2" dia. bottom	
B. 18	11.0	11.0	2-1/2" dia. top, 2-1/2" dia. bottom	
B. 19	11.0	11.0	2-1/2" dia. top, 2-1/2" dia. bottom	
B. 20	11.0	11.0	2-1/2" dia. top, 2-1/2" dia. bottom	
B. 21	11.0	11.0	2-1/2" dia. top, 2-1/2" dia. bottom	
B. 22	11.0	11.0	2-1/2" dia. top, 2-1/2" dia. bottom	
B. 23	11.0	11.0	2-1/2" dia. top, 2-1/2" dia. bottom	
B. 24	11.0	11.0	2-1/2" dia. top, 2-1/2" dia. bottom	
B. 25	11.0	11.0	2-1/2" dia. top, 2-1/2" dia. bottom	
B. 26	11.0	11.0	2-1/2" dia. top, 2-1/2" dia. bottom	
B. 27	11.0	11.0	2-1/2" dia. top, 2-1/2" dia. bottom	
B. 28	11.0	11.0	2-1/2" dia. top, 2-1/2" dia. bottom	
B. 29	11.0	11.0	2-1/2" dia. top, 2-1/2" dia. bottom	
B. 30	11.0	11.0	2-1/2" dia. top, 2-1/2" dia. bottom	
B. 31	11.0	11.0	2-1/2" dia. top, 2-1/2" dia. bottom	
B. 32	11.0	11.0	2-1/2" dia. top, 2-1/2" dia. bottom	
B. 33	11.0	11.0	2-1/2" dia. top, 2-1/2" dia. bottom	
B. 34	11.0	11.0	2-1/2" dia. top, 2-1/2" dia. bottom	
B. 35	11.0	11.0	2-1/2" dia. top, 2-1/2" dia. bottom	
B. 36	11.0	11.0	2-1/2" dia. top, 2-1/2" dia. bottom	
B. 37	11.0	11.0	2-1/2" dia. top, 2-1/2" dia. bottom	
B. 38	11.0	11.0	2-1/2" dia. top, 2-1/2" dia. bottom	
B. 39	11.0	11.0	2-1/2" dia. top, 2-1/2" dia. bottom	
B. 40	11.0	11.0	2-1/2" dia. top, 2-1/2" dia. bottom	
B. 41	11.0	11.0	2-1/2" dia. top, 2-1/2" dia. bottom	
B. 42	11.0	11.0	2-1/2" dia. top, 2-1/2" dia. bottom	
B. 43	11.0	11.0	2-1/2" dia. top, 2-1/2" dia. bottom	
B. 44	11.0	11.0	2-1/2" dia. top, 2-1/2" dia. bottom	
B. 45	11.0	11.0	2-1/2" dia. top, 2-1/2" dia. bottom	
B. 46	11.0	11.0	2-1/2" dia. top, 2-1/2" dia. bottom	
B. 47	11.0	11.0	2-1/2" dia. top, 2-1/2" dia. bottom	
B. 48	11.0	11.0	2-1/2" dia. top, 2-1/2" dia. bottom	
B. 49	11.0	11.0	2-1/2" dia. top, 2-1/2" dia. bottom	
B. 50	11.0	11.0	2-1/2" dia. top, 2-1/2" dia. bottom	
B. 51	11.0	11.0	2-1/2" dia. top, 2-1/2" dia. bottom	
B. 52	11.0	11.0	2-1/2" dia. top, 2-1/2" dia. bottom	
B. 53	11.0	11.0	2-1/2" dia. top, 2-1/2" dia. bottom	
B. 54	11.0	11.0	2-1/2" dia. top, 2-1/2" dia. bottom	
B. 55	11.0	11.0	2-1/2" dia. top, 2-1/2" dia. bottom	
B. 56	11.0	11.0	2-1/2" dia. top, 2-1/2" dia. bottom	
B. 57	11.0	11.0	2-1/2" dia. top, 2-1/2" dia. bottom	
B. 58	11.0	11.0	2-1/2" dia. top, 2-1/2" dia. bottom	
B. 59	11.0	11.0	2-1/2" dia. top, 2-1/2" dia. bottom	
B. 60	11.0	11.0	2-1/2" dia. top, 2-1/2" dia. bottom	



BEAM SCHEDULE									
BEAMS		MAIN REIN.			STIRRUPS				
MARK	D	B	NO	SHAPE	NO	SHAPE	NO	SHAPE	REMARKS
1. A. 11. 9.	23 1/2"	14"	2	1/2"	7	C	14"	1"	Clear across
2.	23 1/2"	14"	2	1/2"	7	C	14"	1"	
3.	23 1/2"	14"	2	1/2"	7	C	14"	1"	
4.	23 1/2"	14"	2	1/2"	7	C	14"	1"	
5.	30"	16 1/2"	2	1/2"	7	C	16 1/2"	1"	
6.	23 1/2"	14"	2	1/2"	7	C	14"	1"	
7.	23 1/2"	14"	2	1/2"	7	C	14"	1"	
8.	23 1/2"	14"	2	1/2"	7	C	14"	1"	
9.	23 1/2"	14"	2	1/2"	7	C	14"	1"	
10.	30"	16 1/2"	2	1/2"	7	C	16 1/2"	1"	
11.	23 1/2"	14"	2	1/2"	7	C	14"	1"	
12.	23 1/2"	14"	2	1/2"	7	C	14"	1"	
13.	23 1/2"	14"	2	1/2"	7	C	14"	1"	
14.	23 1/2"	14"	2	1/2"	7	C	14"	1"	
15.	23 1/2"	14"	2	1/2"	7	C	14"	1"	
16.	23 1/2"	14"	2	1/2"	7	C	14"	1"	
17.	23 1/2"	14"	2	1/2"	7	C	14"	1"	
18.	23 1/2"	14"	2	1/2"	7	C	14"	1"	
19.	23 1/2"	14"	2	1/2"	7	C	14"	1"	
20.	23 1/2"	14"	2	1/2"	7	C	14"	1"	
21.	23 1/2"	14"	2	1/2"	7	C	14"	1"	
22.	23 1/2"	14"	2	1/2"	7	C	14"	1"	
23.	23 1/2"	14"	2	1/2"	7	C	14"	1"	
24.	23 1/2"	14"	2	1/2"	7	C	14"	1"	
25.	23 1/2"	14"	2	1/2"	7	C	14"	1"	
26.	23 1/2"	14"	2	1/2"	7	C	14"	1"	
27.	23 1/2"	14"	2	1/2"	7	C	14"	1"	
28.	23 1/2"	14"	2	1/2"	7	C	14"	1"	
29.	23 1/2"	14"	2	1/2"	7	C	14"	1"	
30.	23 1/2"	14"	2	1/2"	7	C	14"	1"	
31.	23 1/2"	14"	2	1/2"	7	C	14"	1"	
32.	23 1/2"	14"	2	1/2"	7	C	14"	1"	
33.	23 1/2"	14"	2	1/2"	7	C	14"	1"	
34.	23 1/2"	14"	2	1/2"	7	C	14"	1"	



WELLS
 LIVERPOOL ST. SYDNEY
 REINFORCED CONCRETE CONSULTANTS

Scale: 1/4" = 1'-0"

Approved 21-1-38

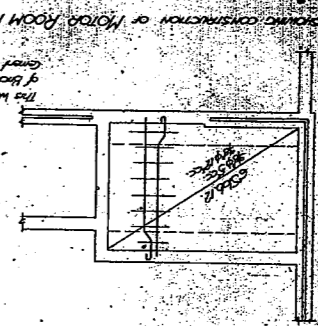
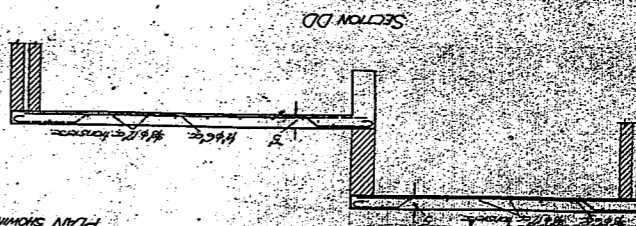
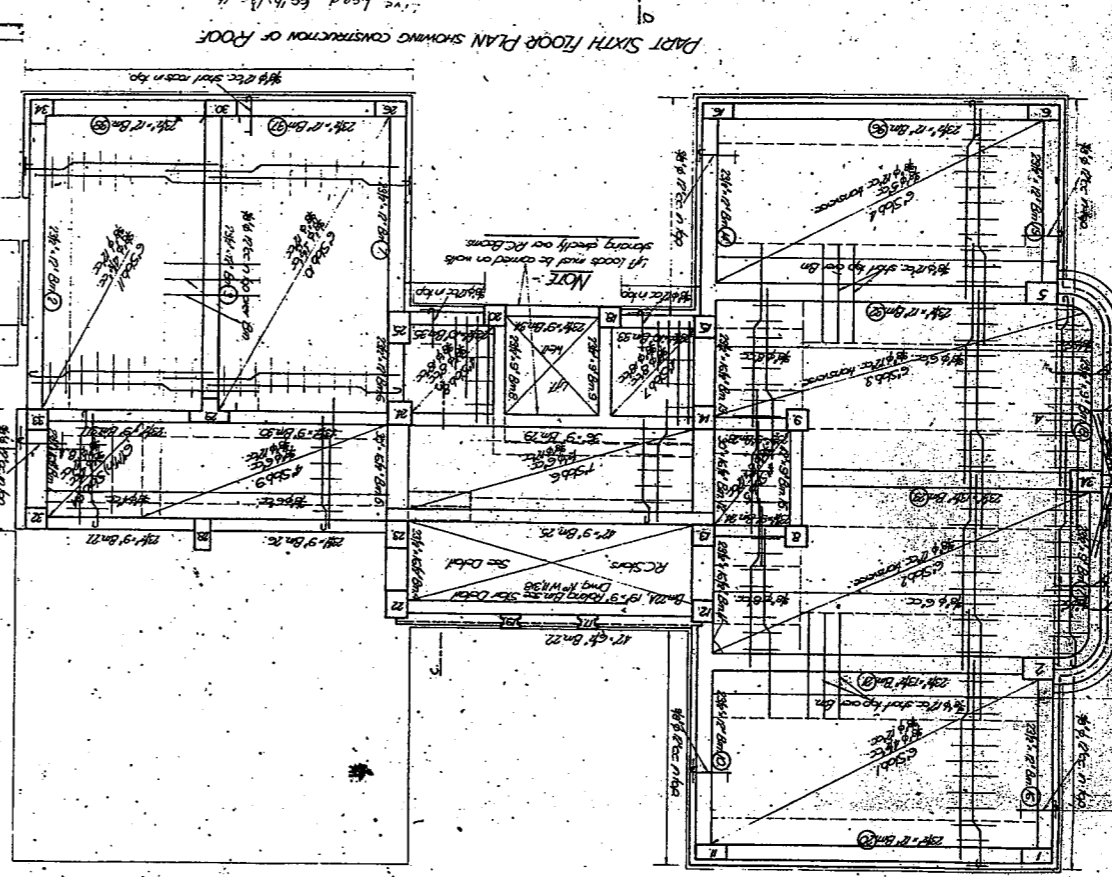
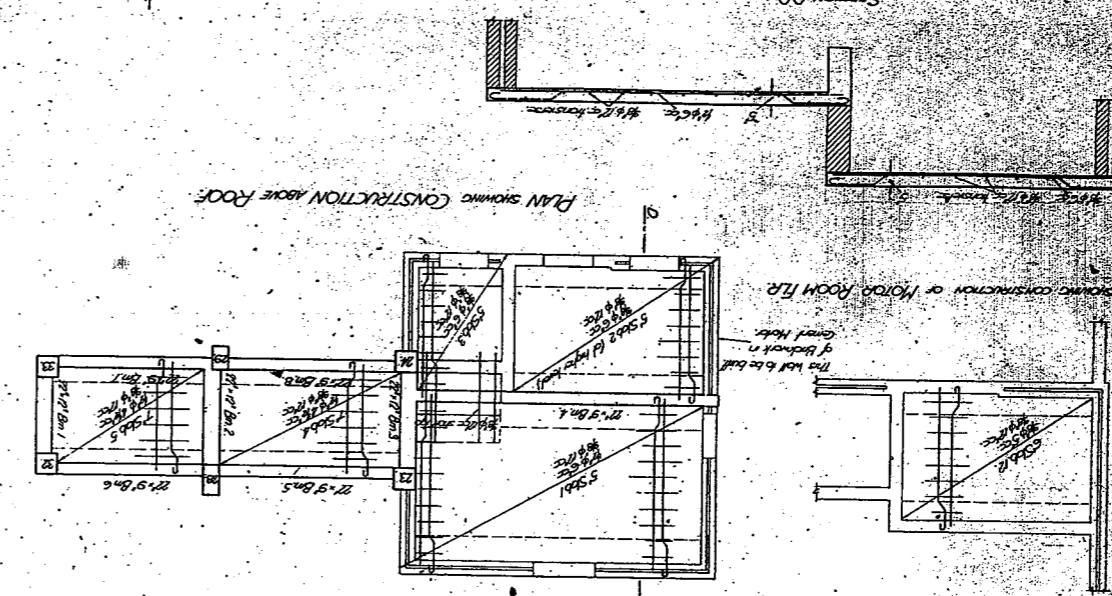
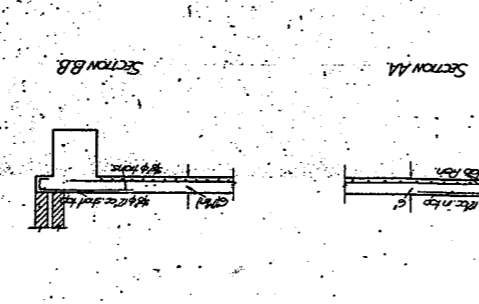
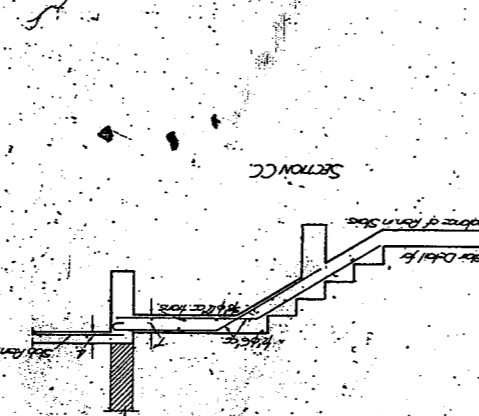
30x



FLATS
LIVERPOOL ST. STONE
REINFORCED CONCRETE CONSTRUCTION
 Plans & Sections
 Scale - As Shown
 W.A. - 10
 THE BRISTOL CONCRETE & STEELWORK CO. LTD.
 1912-51
 Revised: 1912-51

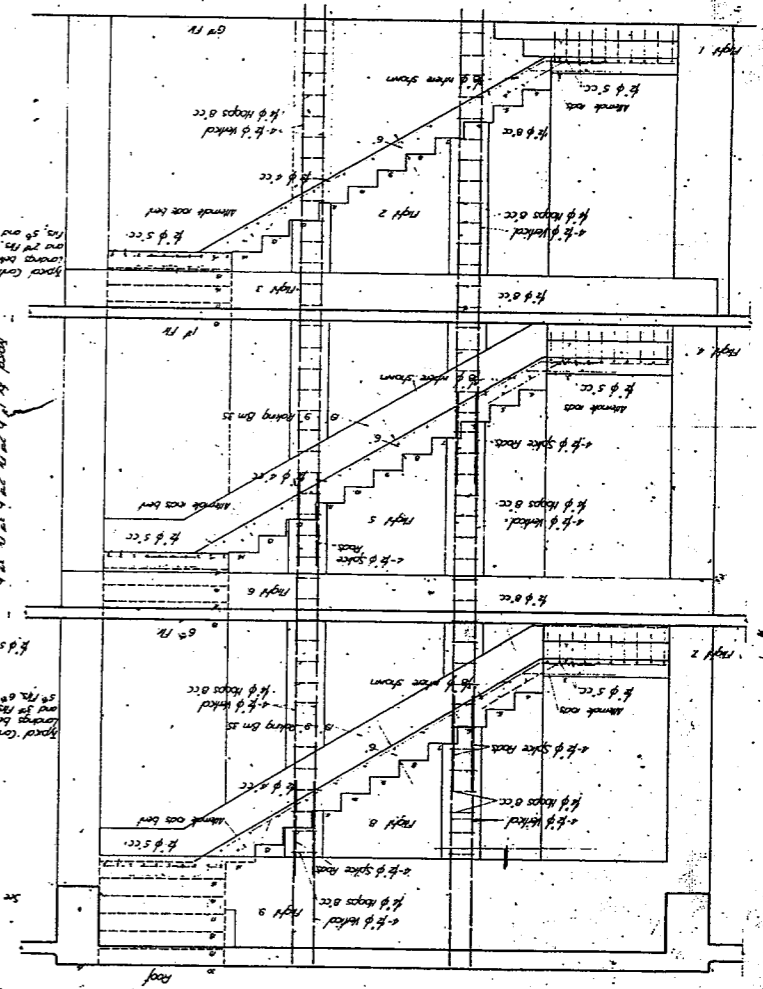
NOTE
 Unless shown otherwise, concrete to be composed of:
 a cubic ft. of blue metal
 3 cubic ft. of sharp sand
 1 cubic ft. of Portland Cement (40 lbs.)
 Beams to be poured in one continuous run
 of which they form part.

TYPICAL SLAB SECTION
 All Beams having their ends encased in brickwork above to support the roof slabs.

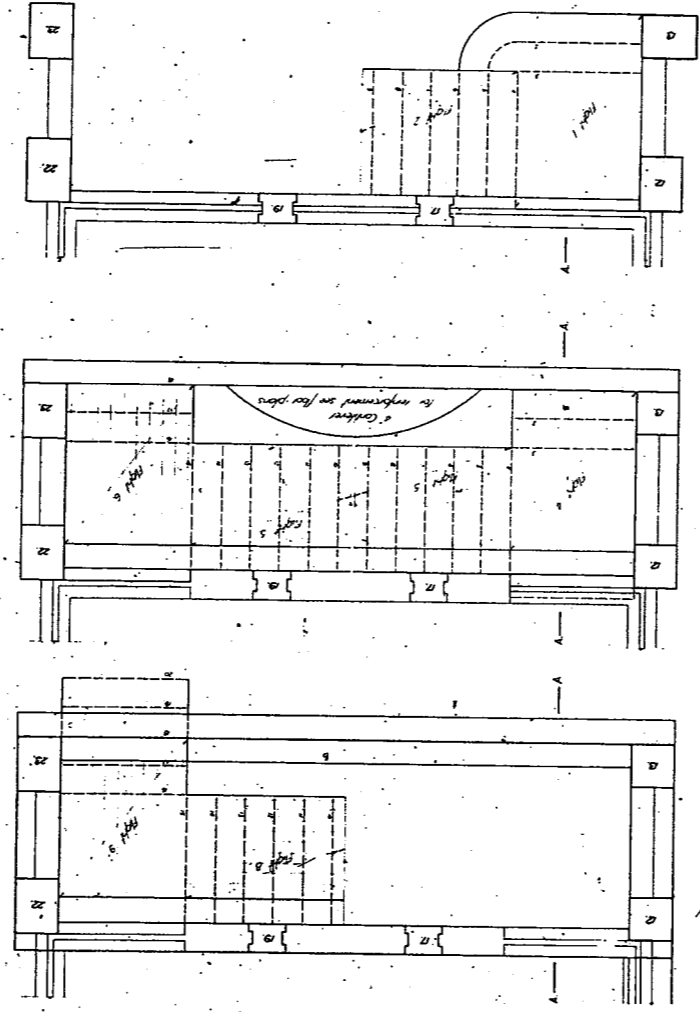
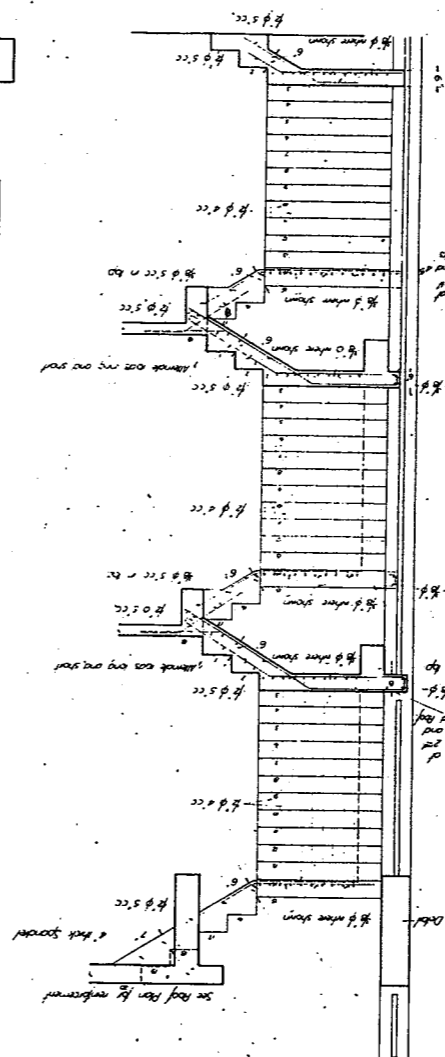


SECTION AA
 SECTION BB
 SECTION CC
 SECTION DD

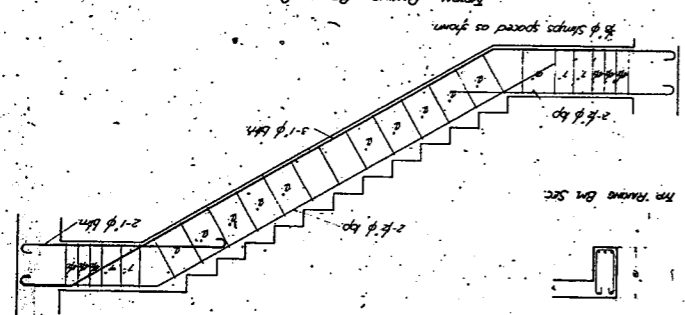
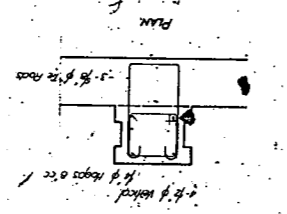
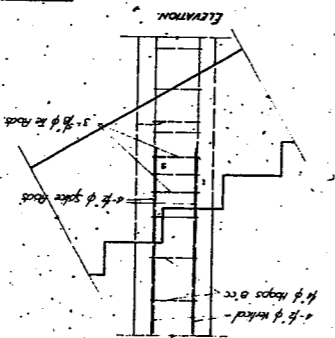
MAIN STAIRS



SECTION A-A



PLANS (looking up for levels see slip numbers)
TYPICAL DETAILS SHOWING REINFORCEMENT
REINFORCED CONCRETE
REINFORCED BEAMS & COLS 17 & 19

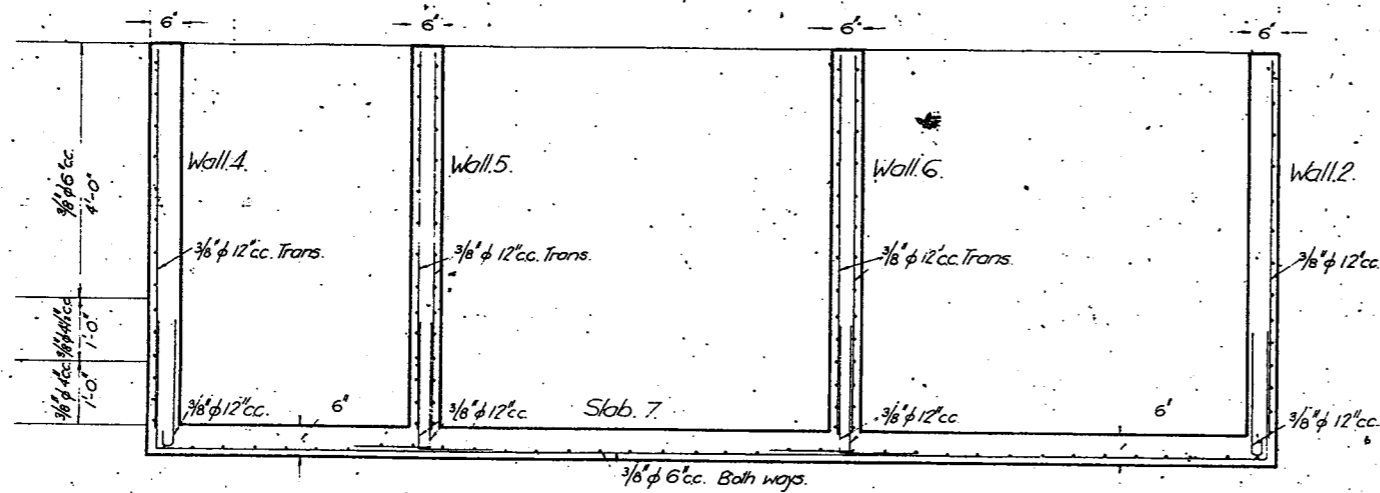


FLATS
LIVERPOOL ST. STAIRS
REINFORCED CONCRETE
SCALE - 1/4" = 1'-0"
REINFORCED CONCRETE (R.C.) BY L.L. & L.L.
REINFORCED CONCRETE (R.C.) BY L.L. & L.L.
REINFORCED CONCRETE (R.C.) BY L.L. & L.L.

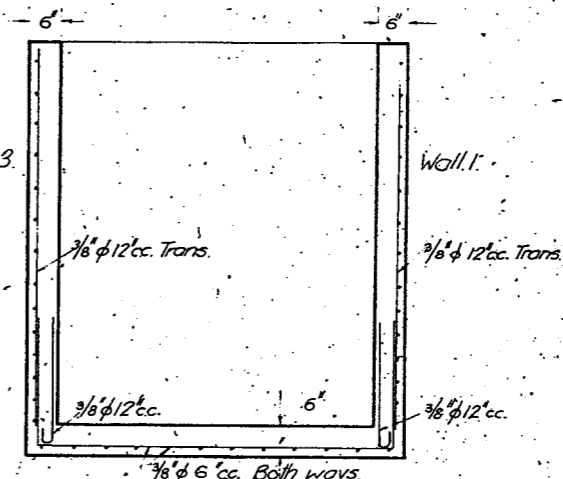
NOTE
Concrete made in situ and beams
to be composed of Portland Cement (Lab. R.)
1. whole paper bag of Portland Cement (Lab. R.)
2. cubic feet of clean, sharp sand
3. cubic feet of 4" blummed
a cubic feet of 1/2" blummed
for concrete in columns see schedule drawing N.P. 111222

TYPICAL REINFORCEMENT DETAILS

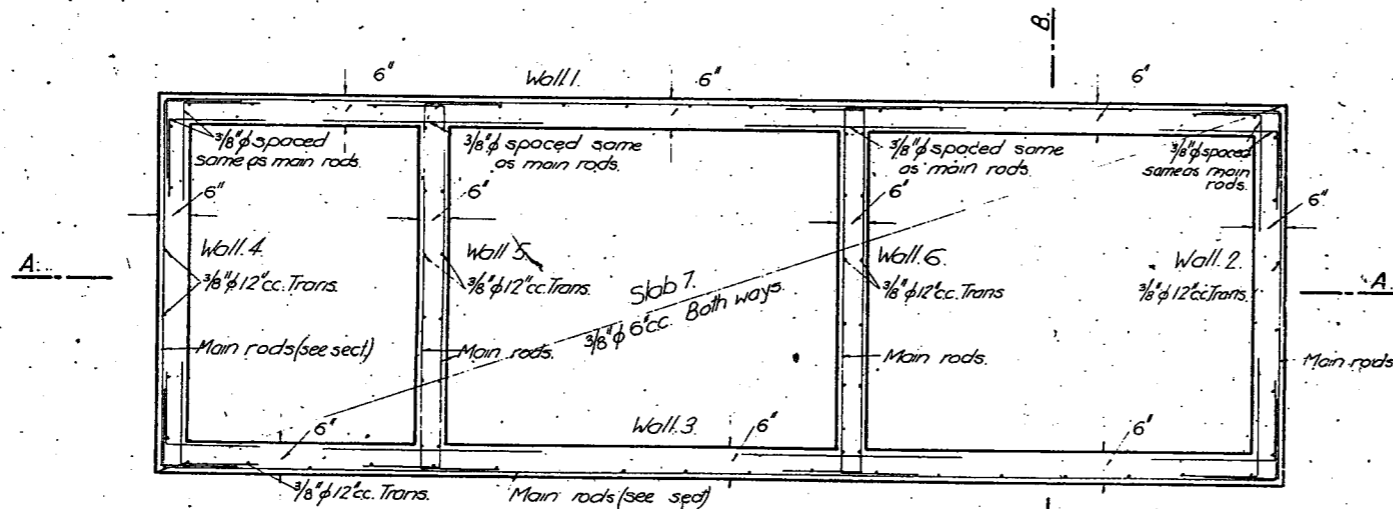
107/1151
S. 38



SECT. AA.



SECT. BB.

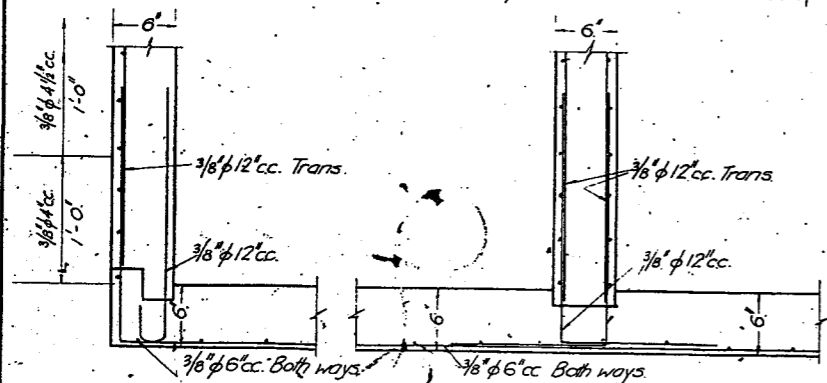


PLAN.

Supporting

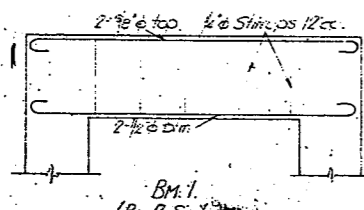
Unless shown otherwise, concrete to be composed of:-
 4 cubic ft. $\frac{3}{8}$ " blue metal
 2 cubic ft. clean sharp sand
 1 cubic ft. Portland Cement (94 lb.)

TANKS OVER ROOF.



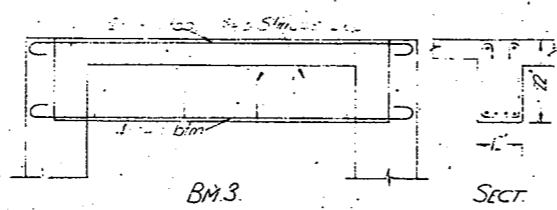
TYPICAL SECTION SHOWING REINFORCEMENT CONNECTING WALLS TO BOTTOM.

FLATS. LIVERPOOL ST., SYDNEY. REINFORCED CONCRETE CONSTRUCTION.		
Scale:-	Wilshire & Hodges, Architects.	Dwg. No. W. 11,502R
$\frac{1}{2} \text{ in.} = 1'-0"$	The Trussed Concrete Steel Co. (Aust.) Pty. Ltd. Asbestos House, York & Barrack Sts, Sydney	Date:- 15-12-37.



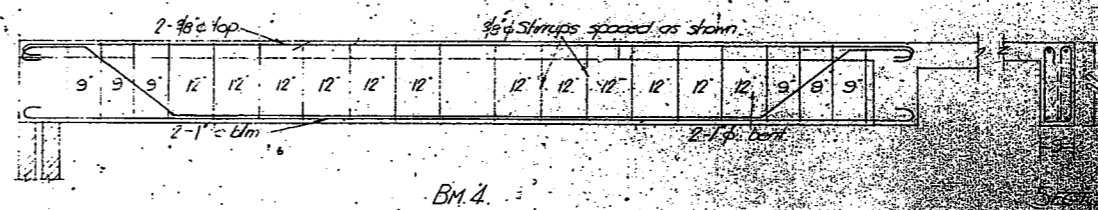
BM.1
(Bm. 2. Similar)

SECT.

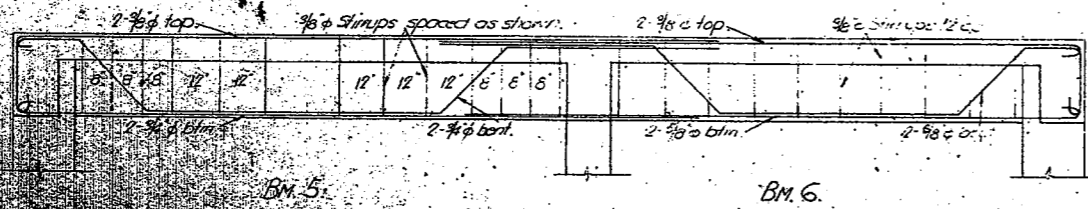


BM.3

SECT.



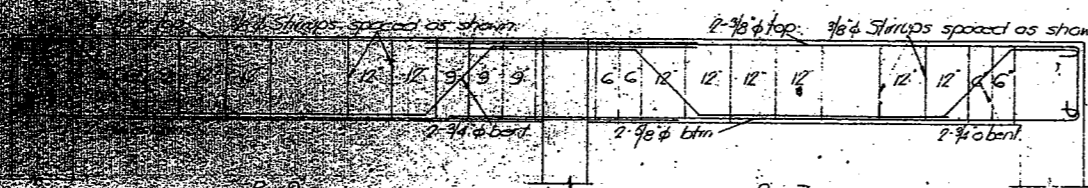
BM.4



BM.5

BM.6

SECT. BMS. 5 & 6



BM.8

BM.7

SECT. BMS. 8 & 7

NOTE

Unless shown otherwise, concrete to be composed of:

- 4 cubic ft. 1/2" blue metal
- 2 cubic ft. clean sharp sand
- 1 cubic ft. Portland Cement (94 lb.)

FLATS.	
LIVERPOOL ST., SYDNEY.	
REINFORCED CONCRETE CONSTRUCTION.	
Scale -	Wishwe & Hoeggs.
1/2" = 1'-0"	The Trussed Rod and Steel Co. (Aust.) Ltd. Hobart House, York & Berwick Sts, Sydney.
Doc. No. 4-1-38.	Drawn by W.H. 540

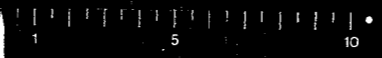
BEAMS OVER ROOF.

21-2x

2

3

I, the Town Clerk of "THE COUNCIL OF THE CITY OF SOUTH SYDNEY" being a person deputed by the Attorney General by notification published in the Government Gazette on the 10th March 1929 to be an approved person for the purposes of Section 21(1)(a) of the Evidence (Reproduction) Act 1929 Do hereby Certify pursuant to the Evidence that this transcription is made as a permanent record of a document in my custody or control.
Dated: 12-10-95 CW.
Town Clerk

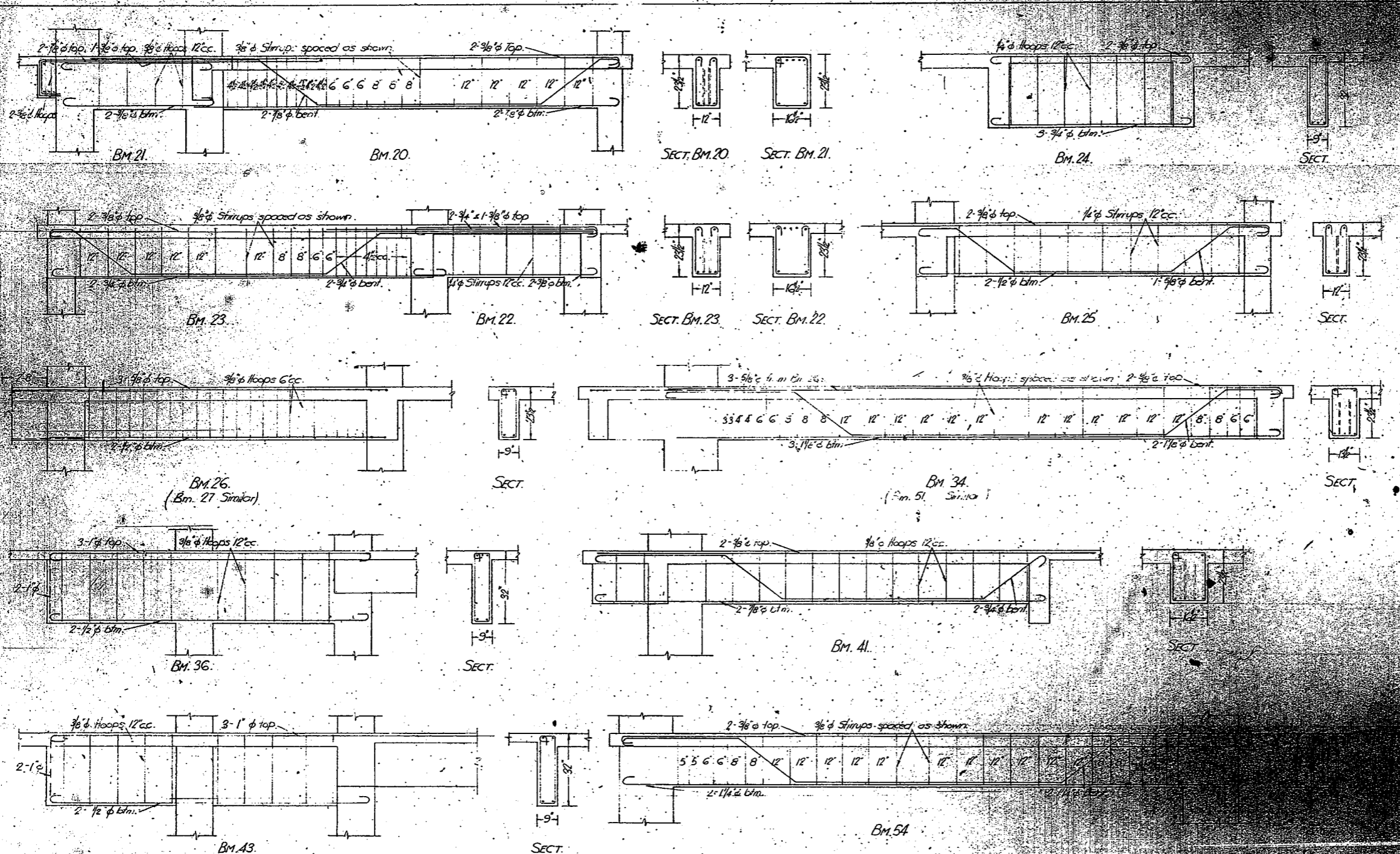


4

3

2

i



NOTES:

Unless shown otherwise, concrete to be composed of:-
 4 cubic ft. 3/4" blue metal
 2 cubic ft. clean sharp sand
 1 cubic ft. Portland Cement (84 lb.)
 For balance of Beams refer to Second Floor.
 For Conc. Mix in Cols. see Schedule Drwg. N° W/11,222.

FOURTH FLOOR BEAMS

APPROVED

FOR THE CITY OF SYDNEY

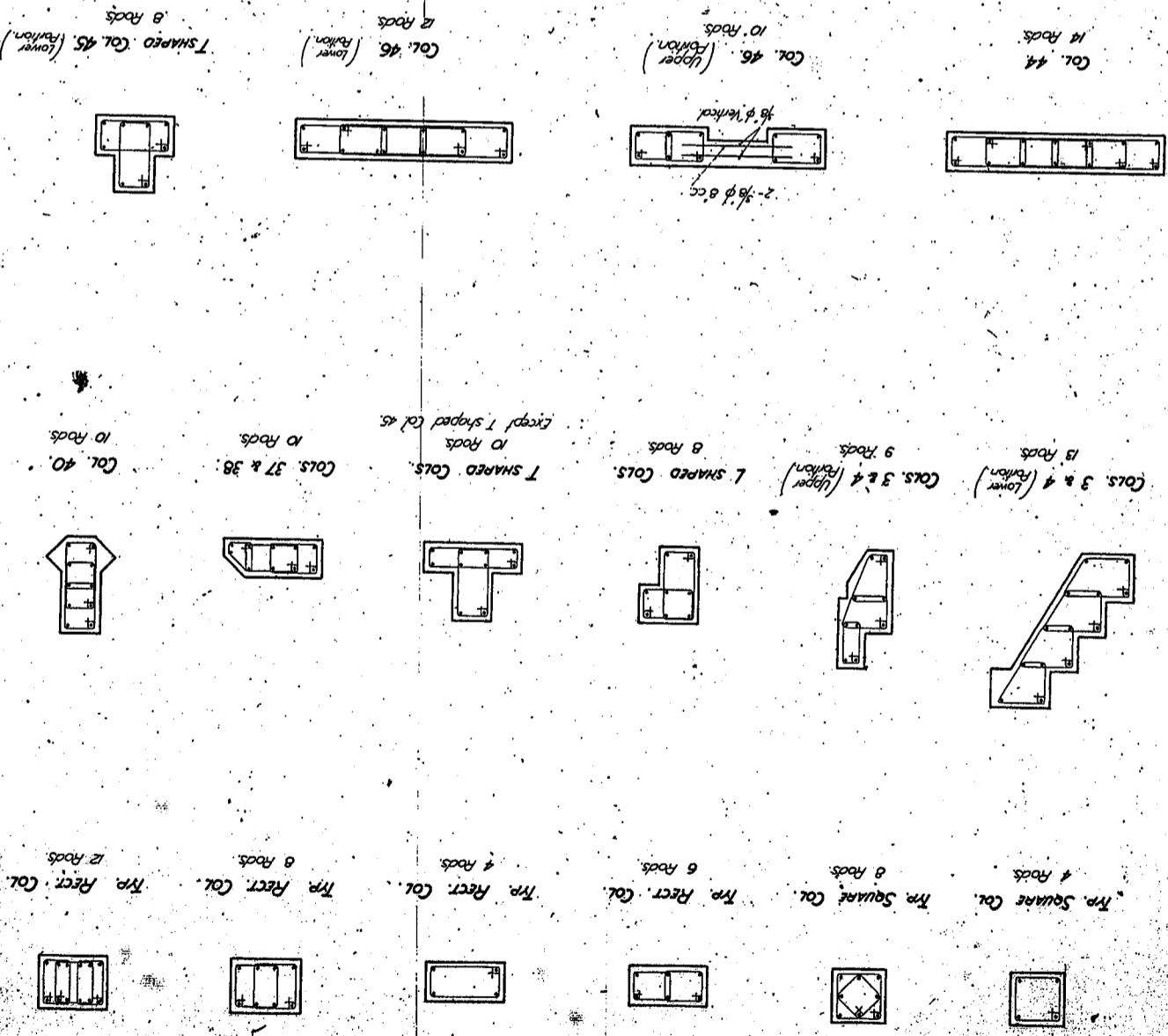
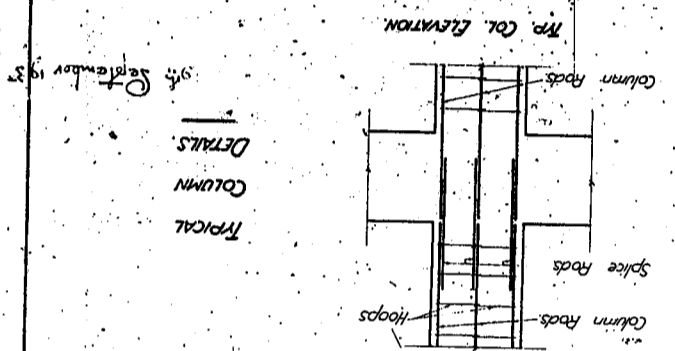
LIVERPOOL ST., SYDNEY.

REINFORCED CONCRETE CONSTRUCTION.

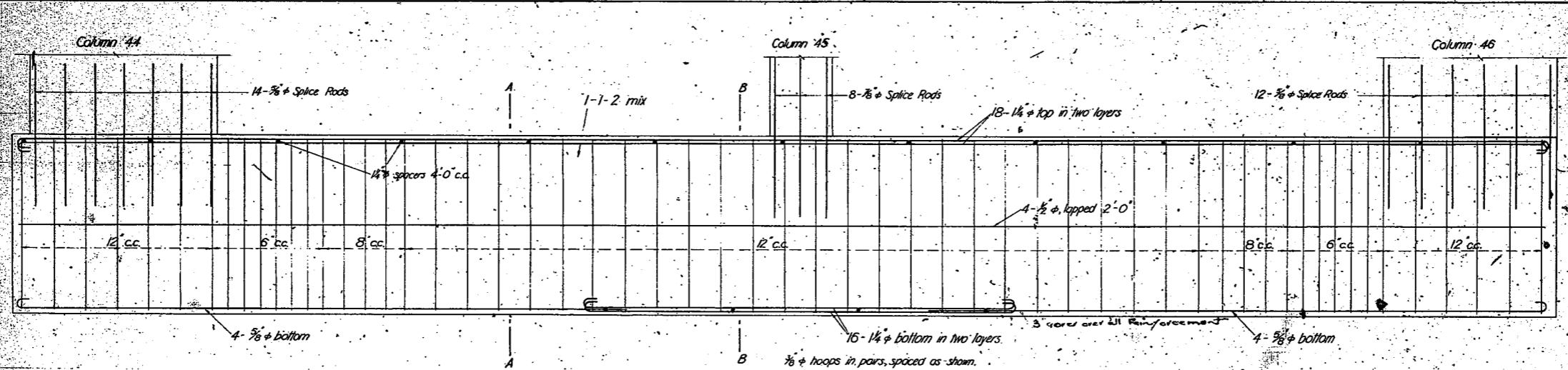
Scale	Wilshire & Hobbes	Architects	Dwg. N° W/11,481
1/2" = 1'-0"	The Trussed Concrete & Steel Co. (Must) Pty. Ltd.		Date - 7-12-37
	140 Victoria Road, North Sydney, Sydney		

FLATS
LIVERPOOL ST. SYDNEY.
REINFORCED CONCRETE CONSTRUCT.
 Architects: **Wilshire & Hodges**
 The Trussed Concrete Steel Co. (Incl) Pty Ltd
 150-151 Market St. Sydney
 Date - 4-9-37
 Scale: 1/4" = 1'-0"
 Dwg No. W112244

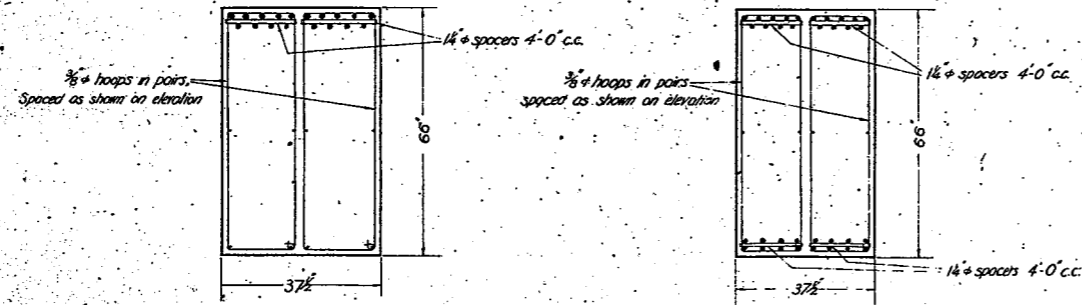
NOTE
 Concrete mixture in columns
 to consist of:
 1-1/2 Mix from 1st flr to 2nd flr
 1-1/2 Mix from 2nd flr to 3rd flr
 1-2-4 Mix for balance
 1-1-2 Mix to be composed of:
 1 unbroken bag of Portland Cement
 1 cubic foot of clean sharp sand
 2 cubic feet of 1/4 Bluesteel



65/1/1



ELEVATION



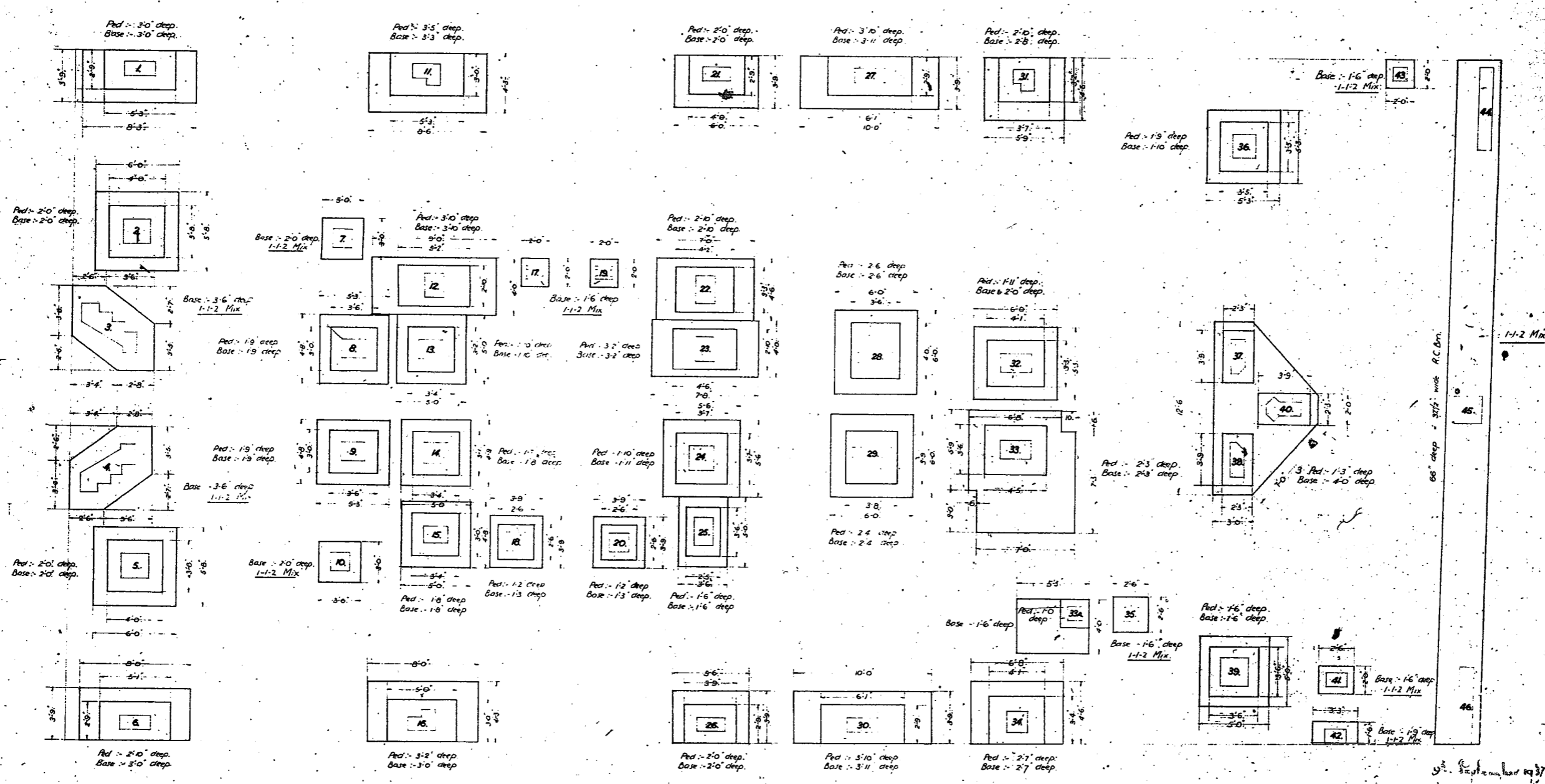
SECTION A-A

SECTION B-B

FOUNDATION BEAM TO COLUMNS 44, 45 & 46.

Note:-
 Concrete shown 1-1-2 mix to be composed of-
 1-unbroken paper bag of Portland Cement (1-cubic foot)
 1-cubic foot of clean sharp sand
 2-cubic feet of 3/4 bitumetal.
 9th December 1937
 E. J. Anderson

FLATS, LIVERPOOL ST, SYDNEY. REINFORCED CONCRETE CONSTRUCTION.		
Scale:-	E. B. Wilshire & Hodges Architects.	Drawg No. W/11,239
1/2" = 1'-0"	The Trussell Concrete Steel Co. (Aust) Pty Ltd Asbestos House, York & Barrack Sts, Sydney.	Date - 3-9-37



FOOTINGS PLAN

Note - All Pedestals to be composed of 1-1-2 Concrete, and all Bases unless shown otherwise to be composed of 1-2-4 Concrete

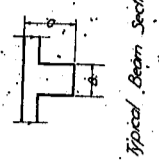
Concrete shown 1-1-2 Mix to be composed of:
 1 unbroken bag Portland Cement (1 cub. ft.)
 1 cubic foot clean sharp Sand
 2 cubic feet 3/4" Blumeta

Concrete shown 1-2-4 Mix to be composed of:
 1 unbroken bag Portland Cement (1 cub. ft.)
 2 cubic feet clean sharp Sand
 4 cubic feet 3/4" Blumeta

FLATS, LIVERPOOL ST. SYDNEY. REINFORCED CONCRETE CONSTRUCTION.		
Scale: 1/4" = 1'-0"	Wiltshire & Hodges, Architects	Dwg. N/W/1236
The Trassard Concrete Steel Co. (Aust.) Pty. Ltd. Asbestos House, York & Barrack Sts. Sydney		Date: 2-9-37.

6.1

GENERAL NOTES
 Concrete mixture throughout to be composed of:
 1 Unbroken bag of Portland Cement
 2 Cubic feet of clean sharp sand
 4 Cubic feet of 3/4" Blended
 See Column Schedule for mix in columns Dmg. No. W11,222
 Beams to be poured the same time as
 slabs of which they form a part
 This drawing to be read in conjunction with Dmg. No. W11,224



BEAM SCHEDULE

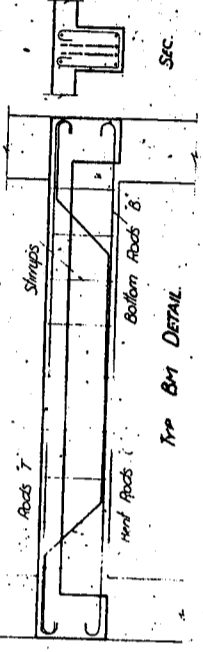
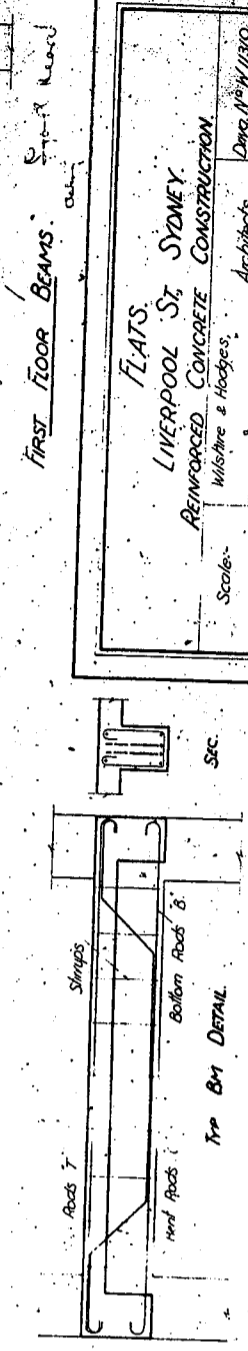
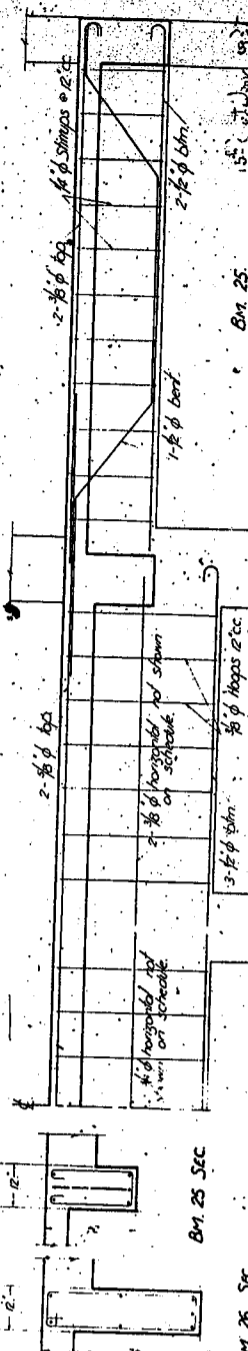
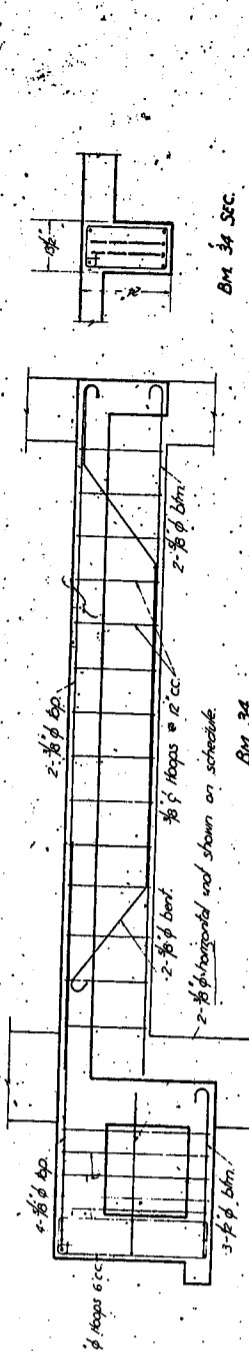
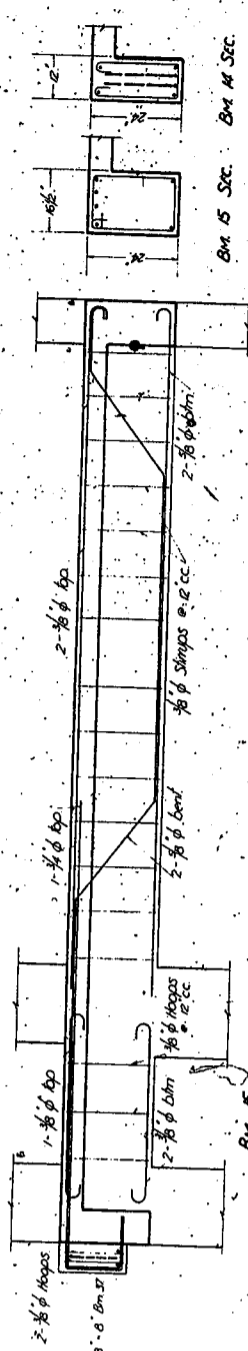
BEAMS MARK	D	B	SHAPE	REMARKS	STIRRUPS	
					SIZE	SPACING
54	24"	12"	2 #4	Clear across	2 #4	12"
55	24"	12"	2 #4	Clear across	2 #4	12"
56	24"	12"	2 #4	Clear across	2 #4	12"
57	24"	12"	2 #4	Clear across	2 #4	12"
58	24"	12"	2 #4	Clear across	2 #4	12"
59	24"	12"	2 #4	Clear across	2 #4	12"
61			Omitted			

BEAM SCHEDULE

BEAMS MARK	D	B	SHAPE	REMARKS	STIRRUPS	
					SIZE	SPACING
26c	42"	12"	2 #4	Clear across	2 #4	12"
27	42"	12"	2 #4	Clear across	2 #4	12"
27a	42"	12"	2 #4	Clear across	2 #4	12"
28	24"	12"	2 #4	Clear across	2 #4	12"
29	24"	12"	2 #4	Clear across	2 #4	12"
30	24"	12"	2 #4	Clear across	2 #4	12"
31	24"	12"	2 #4	Clear across	2 #4	12"
32	24"	12"	2 #4	Clear across	2 #4	12"
33	24"	12"	2 #4	Clear across	2 #4	12"
34	24"	12"	2 #4	Clear across	2 #4	12"
35	24"	12"	2 #4	Clear across	2 #4	12"
36	24"	12"	2 #4	Clear across	2 #4	12"
37	24"	12"	2 #4	Clear across	2 #4	12"
38	24"	12"	2 #4	Clear across	2 #4	12"
39	24"	12"	2 #4	Clear across	2 #4	12"
40	24"	12"	2 #4	Clear across	2 #4	12"
42	24"	12"	2 #4	Clear across	2 #4	12"
43	24"	12"	2 #4	Clear across	2 #4	12"
44	24"	12"	2 #4	Clear across	2 #4	12"
45	24"	12"	2 #4	Clear across	2 #4	12"
46	24"	12"	2 #4	Clear across	2 #4	12"
47	24"	12"	2 #4	Clear across	2 #4	12"
48, 50	24"	12"	2 #4	Clear across	2 #4	12"
49	24"	12"	2 #4	Clear across	2 #4	12"
51	24"	12"	2 #4	Clear across	2 #4	12"
52	24"	12"	2 #4	Clear across	2 #4	12"
53	24"	12"	2 #4	Clear across	2 #4	12"

BEAM SCHEDULE

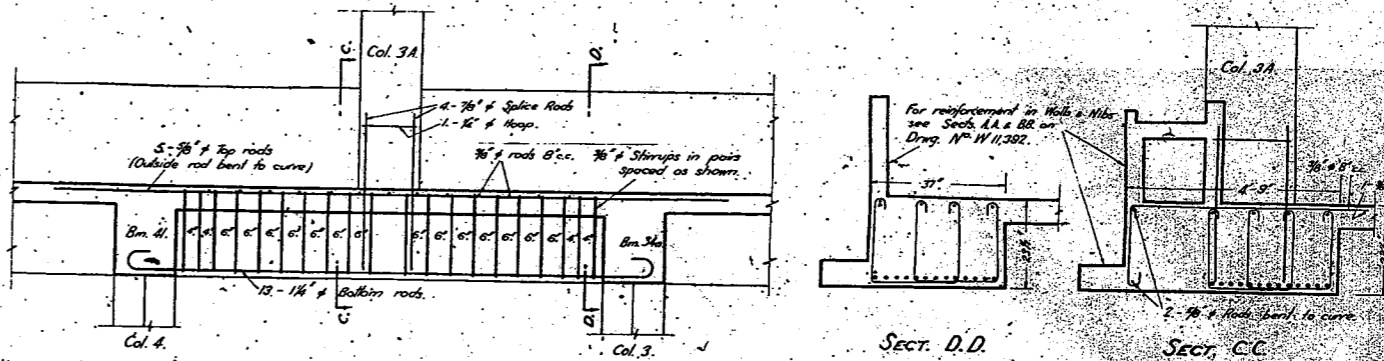
BEAMS MARK	D	B	SHAPE	REMARKS	STIRRUPS	
					SIZE	SPACING
1	24"	12"	2 #4	Clear across	2 #4	12"
2	24"	12"	2 #4	Clear across	2 #4	12"
3	24"	12"	2 #4	Clear across	2 #4	12"
4	24"	12"	2 #4	Clear across	2 #4	12"
5	24"	12"	2 #4	Clear across	2 #4	12"
6, 7	24"	12"	2 #4	Clear across	2 #4	12"
8	24"	12"	2 #4	Clear across	2 #4	12"
9, 11	24"	12"	2 #4	Clear across	2 #4	12"
10	24"	12"	2 #4	Clear across	2 #4	12"
12, 13	24"	12"	2 #4	Clear across	2 #4	12"
14	24"	12"	2 #4	Clear across	2 #4	12"
15	24"	12"	2 #4	Clear across	2 #4	12"
16	24"	12"	2 #4	Clear across	2 #4	12"
17	24"	12"	2 #4	Clear across	2 #4	12"
18, 19	24"	12"	2 #4	Clear across	2 #4	12"
20	24"	12"	2 #4	Clear across	2 #4	12"
21	24"	12"	2 #4	Clear across	2 #4	12"
22	24"	12"	2 #4	Clear across	2 #4	12"
23	24"	12"	2 #4	Clear across	2 #4	12"
24	24"	12"	2 #4	Clear across	2 #4	12"
24a	24"	12"	2 #4	Clear across	2 #4	12"
24b	24"	12"	2 #4	Clear across	2 #4	12"
25	24"	12"	2 #4	Clear across	2 #4	12"
26	24"	12"	2 #4	Clear across	2 #4	12"
26a	24"	12"	2 #4	Clear across	2 #4	12"
26b	24"	12"	2 #4	Clear across	2 #4	12"



FIRST FLOOR BEAMS

LIVERPOOL ST. SYDNEY
 REINFORCED CONCRETE CONSTRUCTION
 Architects: Mischke & Hodges
 Dmg. No. W 1230
 Scale: 1/8" = 1'-0"
 Date: 2-10-37

BEAM SCHEDULE.							BEAM SCHEDULE.											
BEAMS		MAIN REIN.			STIRRUPS.		REMARKS	BEAMS		MAIN REIN.			STIRRUPS.		REMARKS			
MARK.	D. B.	NO.	SIZE.	SHAPE.	POSITION.	SIZE.		SPACING.	NO. OF SPACES.	MARK.	D. B.	NO.	SIZE.	SHAPE.		POSITION.	SIZE.	SPACING.
1	23 1/2"	2	3/8"	[Diagram]	T	3/8"	12"		34	23 1/2"	3	3/8"	[Diagram]	T	3/8"	12"		Clear across.
2	23 1/2"	2	3/8"	[Diagram]	T	3/8"	12"		35				[Diagram]	T	3/8"	12"		See. Slab Detail.
3	23 1/2"	2	3/8"	[Diagram]	T	3/8"	12"		35a	23 1/2"	2	3/8"	[Diagram]	T	3/8"	12"		
4	23 1/2"	2	3/8"	[Diagram]	T	3/8"	12"		34a, 41	23 1/2"	2	3/8"	[Diagram]	T	3/8"	12"		
5, 29, 33, 54	23 1/2"	2	3/8"	[Diagram]	T	3/8"	12"		37	18"	1	1 1/8"	[Diagram]	T	3/8"	12"		Each end to centre.
6	23 1/2"	2	3/8"	[Diagram]	T	3/8"	12"		38	23 1/2"	2	3/8"	[Diagram]	T	3/8"	12"		Clear across.
9	23 1/2"	2	3/8"	[Diagram]	T	3/8"	12"		38	23 1/2"	2	3/8"	[Diagram]	T	3/8"	12"		
10	15"	2	3/8"	[Diagram]	T	3/8"	12"		40	23 1/2"	2	3/8"	[Diagram]	T	3/8"	12"		
11-37	23 1/2"	2	3/8"	[Diagram]	T	3/8"	12"		23	23 1/2"	2	3/8"	[Diagram]	T	3/8"	12"		
12, B	23 1/2"	2	3/8"	[Diagram]	T	3/8"	12"		42	23 1/2"	2	3/8"	[Diagram]	T	3/8"	12"		Clear across.
14	23 1/2"	2	3/8"	[Diagram]	T	3/8"	12"		43	23 1/2"	2	3/8"	[Diagram]	T	3/8"	12"		In Cantilever.
15	23 1/2"	2	3/8"	[Diagram]	T	3/8"	12"		44	23 1/2"	2	3/8"	[Diagram]	T	3/8"	12"		Clear across.
16	23 1/2"	2	3/8"	[Diagram]	T	3/8"	12"		44	23 1/2"	2	3/8"	[Diagram]	T	3/8"	12"		
17	23 1/2"	2	3/8"	[Diagram]	T	3/8"	12"		45	23 1/2"	2	3/8"	[Diagram]	T	3/8"	12"		
18, 19, 35, 49	23 1/2"	2	3/8"	[Diagram]	T	3/8"	12"		46	23 1/2"	2	3/8"	[Diagram]	T	3/8"	12"		
21	23 1/2"	2	3/8"	[Diagram]	T	3/8"	12"		47	23 1/2"	2	3/8"	[Diagram]	T	3/8"	12"		Left end to centre.
24	23 1/2"	2	3/8"	[Diagram]	T	3/8"	12"		47	23 1/2"	2	3/8"	[Diagram]	T	3/8"	12"		
24a				Repeat Br. 24 Reversed					48, 50	23 1/2"	2	3/8"	[Diagram]	T	3/8"	12"		Clear across.
25	23 1/2"	2	3/8"	[Diagram]	T	3/8"	12"		51	23 1/2"	3	3/8"	[Diagram]	T	3/8"	12"		
26	23 1/2"	3	3/8"	[Diagram]	T	3/8"	12"		52	23 1/2"	2	3/8"	[Diagram]	T	3/8"	12"		
26a, 1-1-2, Mix.				See detail.					53	18"	2	3/8"	[Diagram]	T	3/8"	12"		
27				Repeat Br. 26 Reversed					55	23 1/2"	2	3/8"	[Diagram]	T	3/8"	12"		
28				Repeat Br. 25 Reversed					56	23 1/2"	2	3/8"	[Diagram]	T	3/8"	12"		
29	23 1/2"	2	3/8"	[Diagram]	T	3/8"	12"											
30	23 1/2"	2	3/8"	[Diagram]	T	3/8"	12"											
31				Repeat Br. 30 Reversed														
32, 58	23 1/2"	2	3/8"	[Diagram]	T	3/8"	12"											
33	23 1/2"	2	3/8"	[Diagram]	T	3/8"	12"											
34	23 1/2"	2	3/8"	[Diagram]	T	3/8"	12"											



DETAIL BEAM 26a.

NOTES:

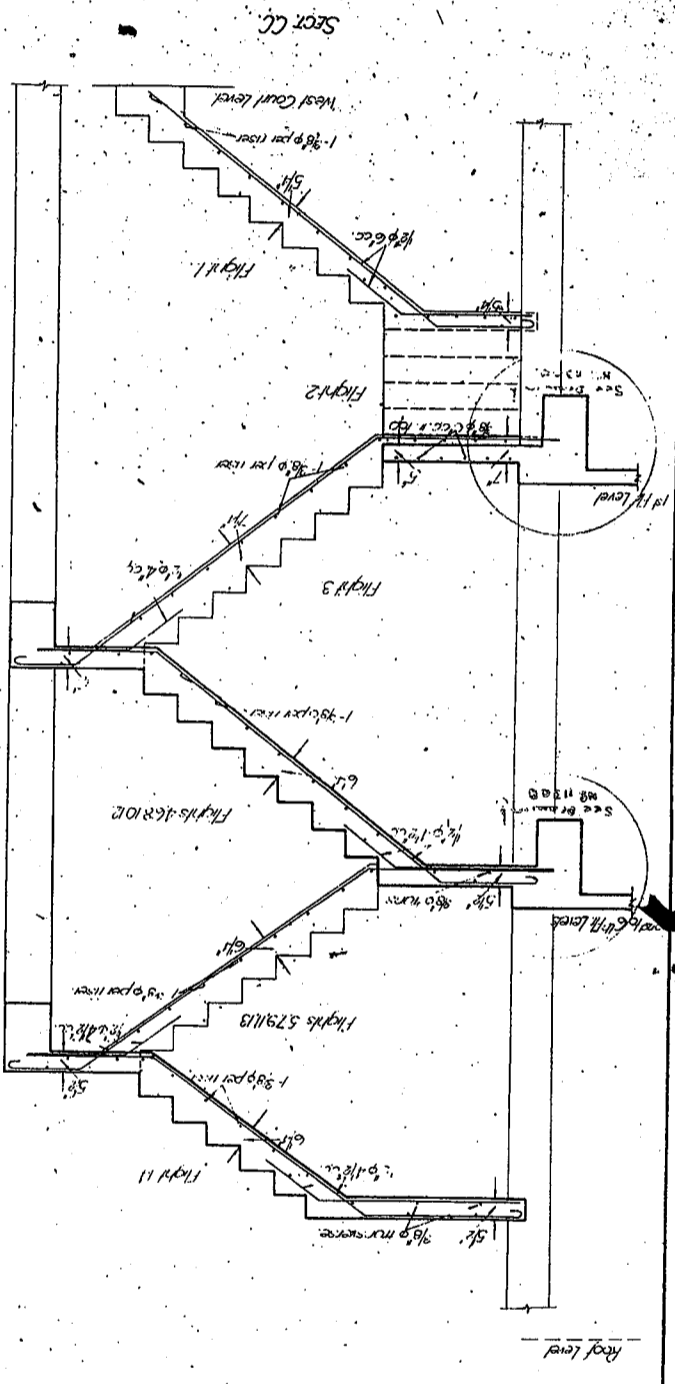
See Dwg. No. W 11,347 (Second Floor Beams) for details of Brns 3, 14, 15 & 34, but substitute reinforcement given on this Schedule. Also refer to Dwg. No. W 11,347 for Typical Beam Detail.
 See Column Schedule on Dwg. No. W 11,322 for Concrete Mix of Columns.
 Concrete in Slabs & Beams (excluding Brn. 25a) to be composed of:
 4 cubic feet of 3/4" Blunmetal.
 2 cubic feet of clean sharp sand.
 1 cubic foot of Portland Cement (94 lb).
 Concrete in Beam 26a. to be composed of:
 2 cubic feet of 3/4" Blunmetal.
 1 cubic foot of clean sharp sand.
 1 cubic foot of Portland Cement (94 lb).
 Slabs must be poured at the same time as beams of which they form part.
 This Drawing to be read in conjunction with Dwg. No. W 11,322.

THIRD FLOOR BEAMS

FLATS
 LIVERPOOL ST. SYDNEY
 REINFORCED CONCRETE CONSTRUCTION.

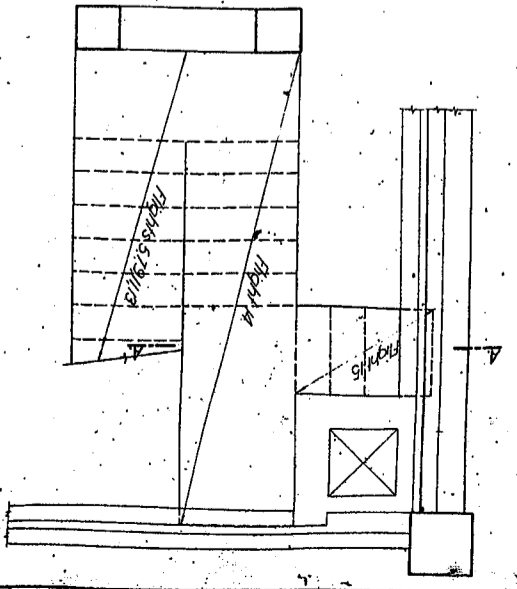
Scale: Wilshire & Hodges Architects Dwg. No. W 11,350
 The Trussed Concrete Steel Co. (N.S.W.) Pty. Ltd. Date: W 11,350
 Asbestos House, 16th & Barrack Sts. Sydney.

TRADES STAIRS



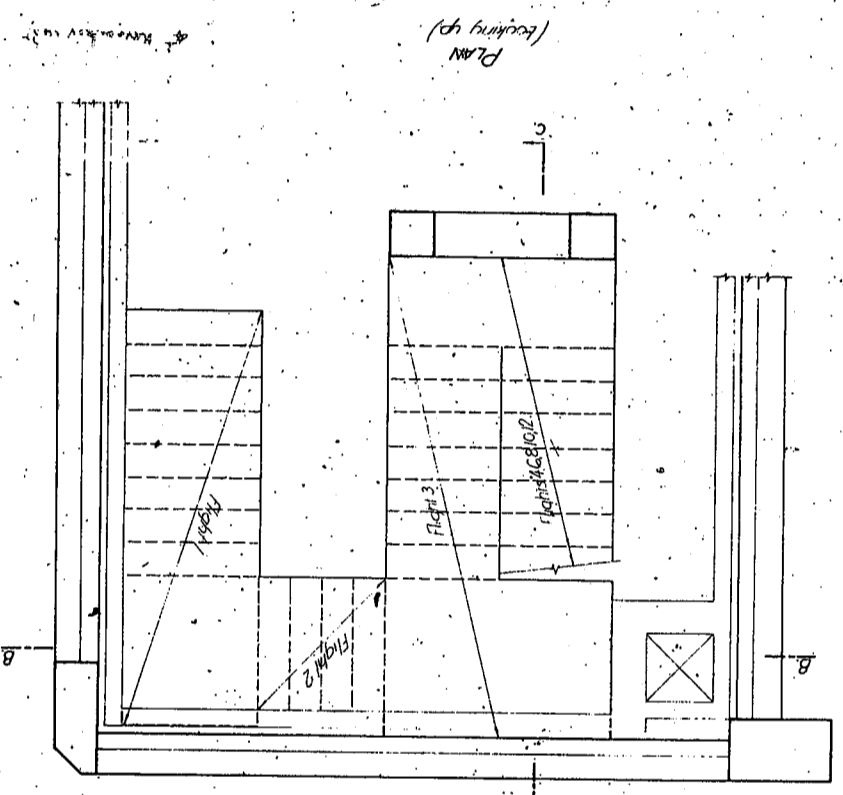
SECT. CC

PLAN (looking up)



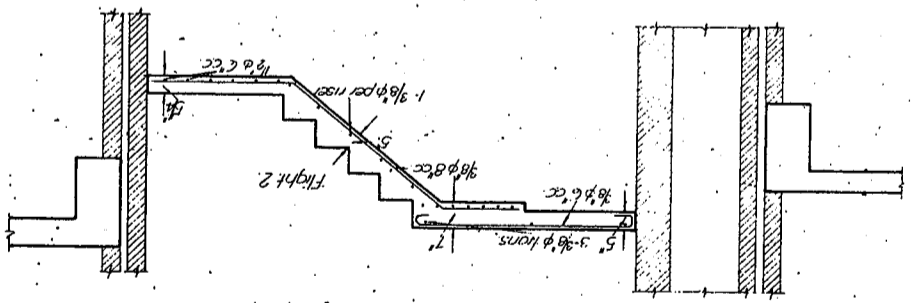
Concrete Mixture in Slabs & Beams
to be composed of
Unbroken paper bag of Portland Cement
2 Cubic feet of clean sharp sand
4 Cubic feet of 3/4" Blue metal
For Concrete Mix in Columns see Schedule
Lmg No. W1122

<p>FLATS LIVERPOOL ST. SYDNEY REINFORCED CONCRETE CONSTRUCT</p> <p>Architects Wilsive & Hodges Dmg No. W11301</p>	<p>Scale 1/2" = 1'-0"</p> <p>The Hussell Concrete Steel Co. (Aust.) Pty. Ltd. Hussell's House, York & Barrack Sts. Sydney Date: 29-9-37</p>
--	---

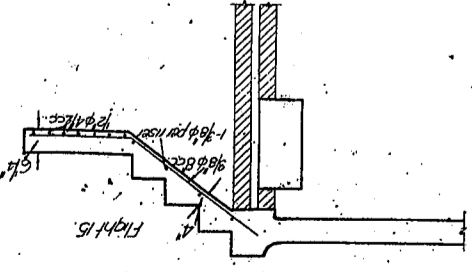


PLAN (looking up)

SECT. BB



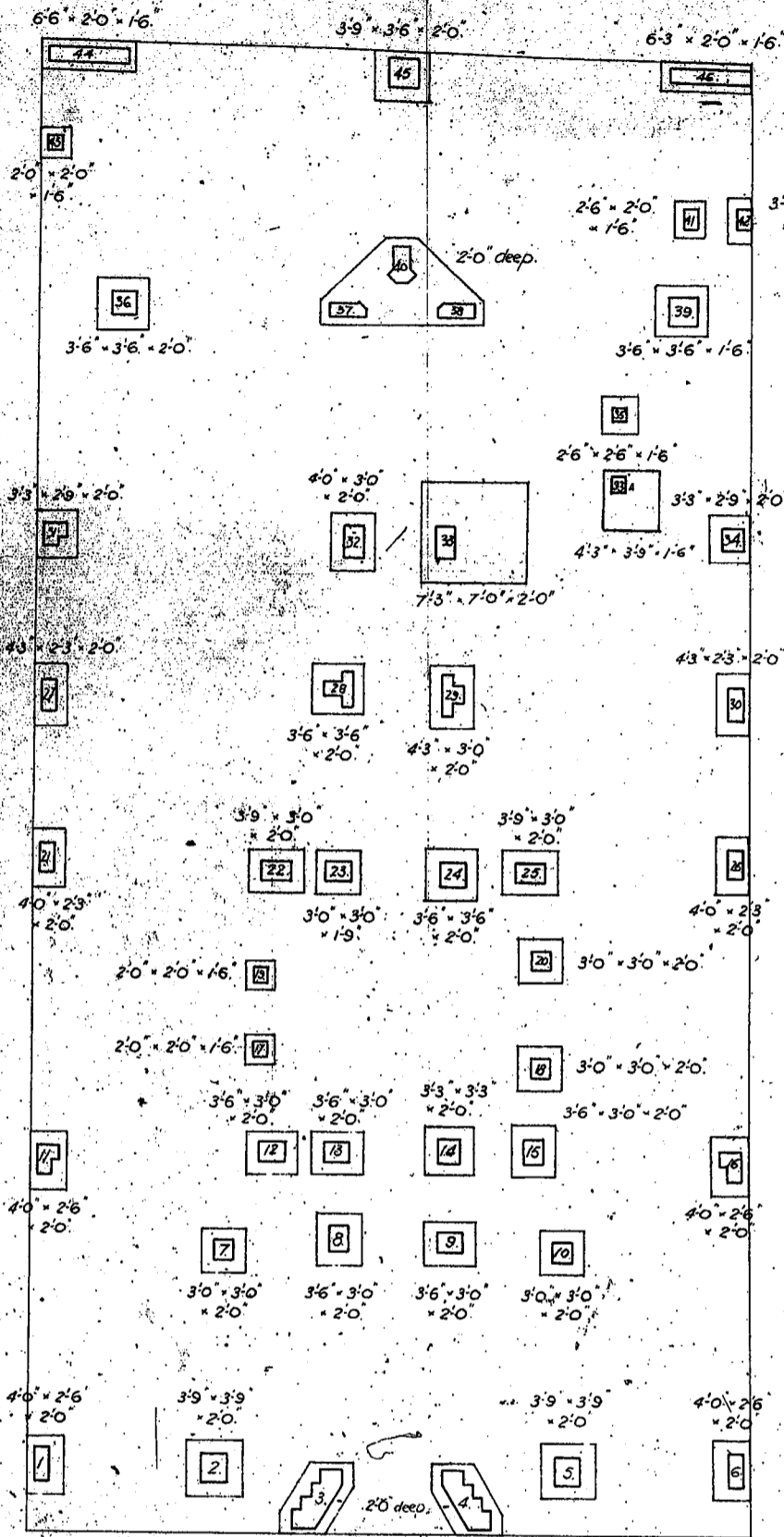
SECT. AA



THE ROYAL ARCHITECTS' SOCIETY OF THE CITY OF SYDNEY. THESE ARCHITECTURAL DRAWINGS ARE THE PROPERTY OF THE ROYAL ARCHITECTS' SOCIETY OF THE CITY OF SYDNEY. THEY ARE TO BE KEPT IN THE ARCHIVES OF THE SOCIETY AND ARE NOT TO BE REPRODUCED OR PUBLISHED IN ANY MANNER WITHOUT THE WRITTEN PERMISSION OF THE SOCIETY.

Councils Copy

1-8-37



FOUNDATION PLAN

NOTE.
 Concrete shown 1-1-2 Mix. to be composed of:
 1 unbroken bag Portland Cement (1 cub. ft.)
 1 cubic foot clean sharp Sand
 2 cubic feet 3/4" Bluemetal.

Concrete shown 1-2-4 Mix. to be composed of:
 1 unbroken bag Portland Cement (1 cub. ft.)
 2 cubic feet clean sharp Sand
 4 cubic feet 3/4" Bluemetal.

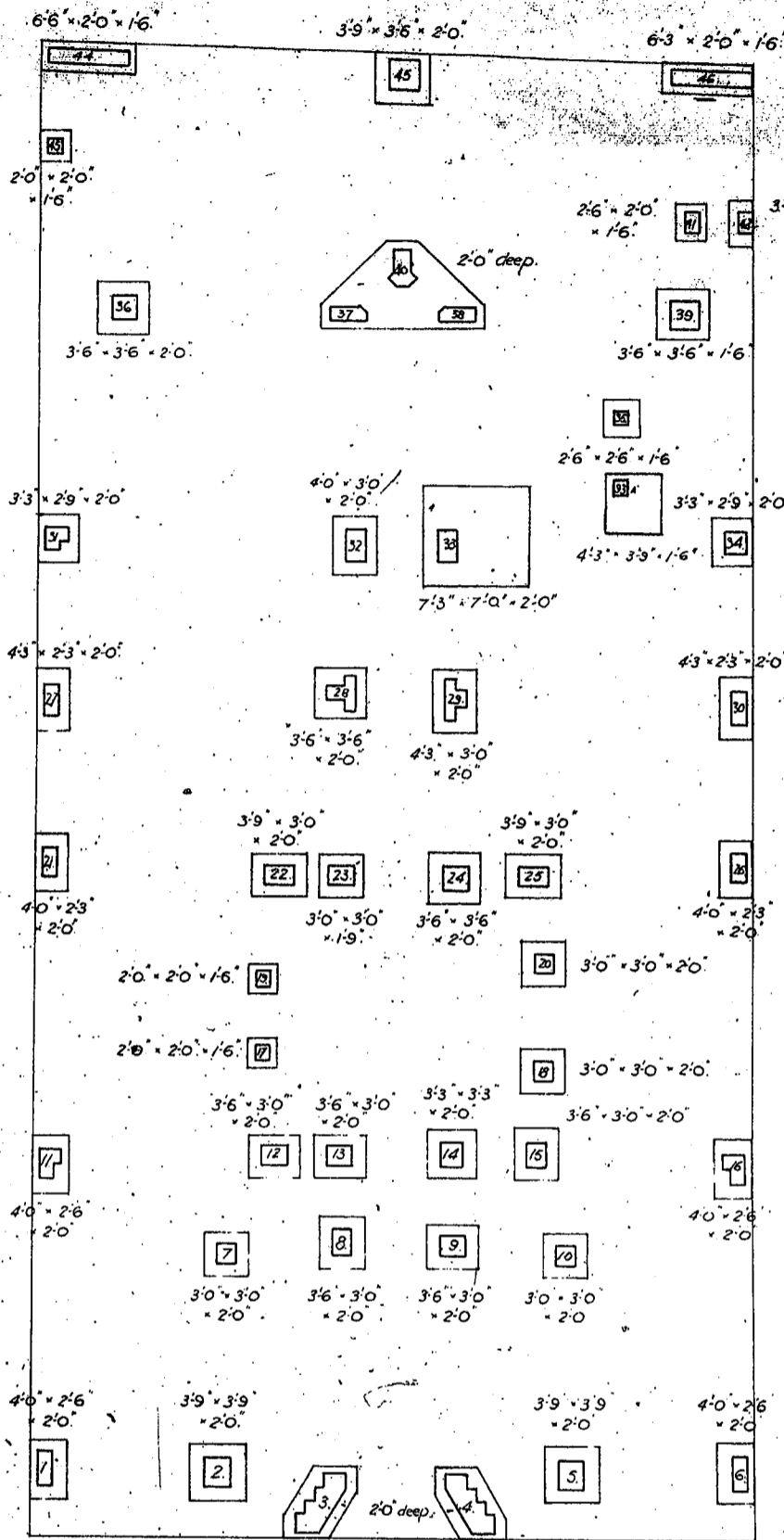
NOTE.
 All bases to be carried down to solid rock. (15 tons bearing value).
 Depth of bases given is a minimum and must be poured in 1-1-2 Mix.
 Depth of bases beyond that given may be poured in 1-2-4 Mix.
 Brick walls to be carried down to solid rock.

Councils Copy

FLATS
LIVERPOOL - ST. SYDNEY
REINFORCED CONCRETE CONSTRUCT.

Scale	Wilshire & Hodges Architects	Dwg. N.P.E. 11076
	The Trussed Concrete Steel Co. (Aust.) Pty. Ltd. Asbestos House, 101 & 103, Barrack St., Sydney	Date - 4-6-37

SET No. 5 SHEET No. 10



FOUNDATION PLAN

NOTE:
 Concrete shown 1-1-2 Mix. to be composed of:-
 1 unbroken bag Portland Cement (1 cub. ft.)
 1 cubic foot clean sharp Sand
 2 cubic feet $\frac{3}{4}$ " Bluemetal.

Concrete shown 1-2-4 Mix. to be composed of:-
 1 unbroken bag Portland Cement (1 cub. ft.)
 2 cubic feet clean sharp Sand
 4 cubic feet $\frac{3}{4}$ " Bluemetal.

NOTE:
 All bases to be carried down to solid rock. (15 Tons bearing value).
 Depth of bases given is a minimum and must be poured in 1-1-2 Mix.
 Depth of bases beyond that given may be poured in 1-2-4 Mix.
 Brick walls to be carried down to solid rock.

FLATS. LIVERPOOL ST. SYDNEY. REINFORCED CONCRETE CONSTRUCT.		
Scale -	Wilshire & Hodges	Architects.
$\frac{1}{8}" = 1'-0"$	The Trussed Concrete Steel Co. (Aust.) Pty. Ltd.	Dwg. No. 11076.
	Asbestos House, York & Barrack Sts., Sydney.	Date - 14-6-37.

24-6-37.

Set No 2 Sheet No 10

631/191

NOTES

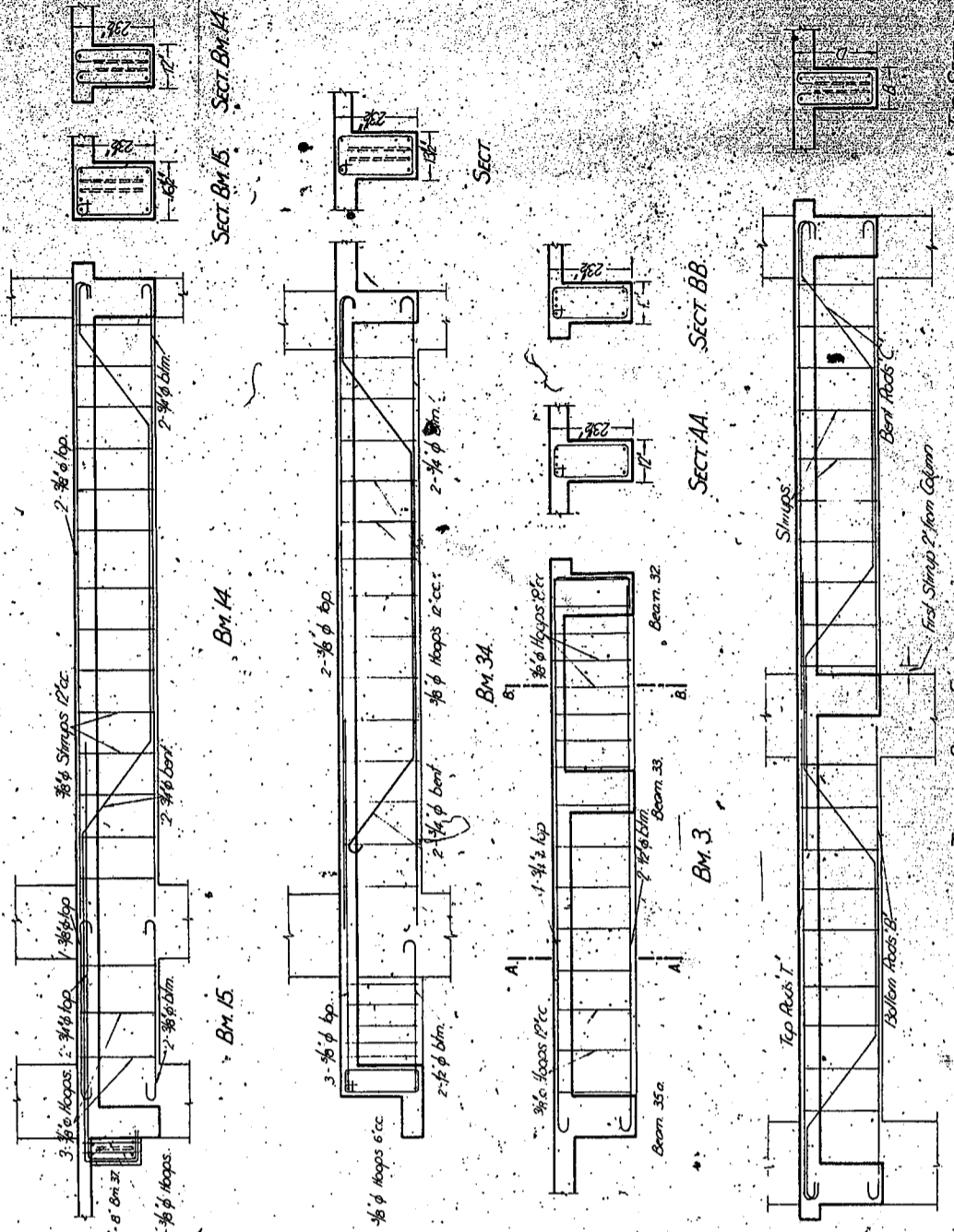
Concrete mixture in Slabs & Beams to be composed of:
 1 Unbroken paper bag of Portland Cement
 2 Cubic feet of clean sharp Sand
 4 Cubic feet of #1 Blended
 See Column Schedule for mix in Columns Dwg. No. 11/1222.
 Beams to be poured the same time as Slabs of which they form a part.
 This drawing to be read in conjunction with Dwg. No. 11/1290.

BEAM SCHEDULE

BEAM SCHEDULE

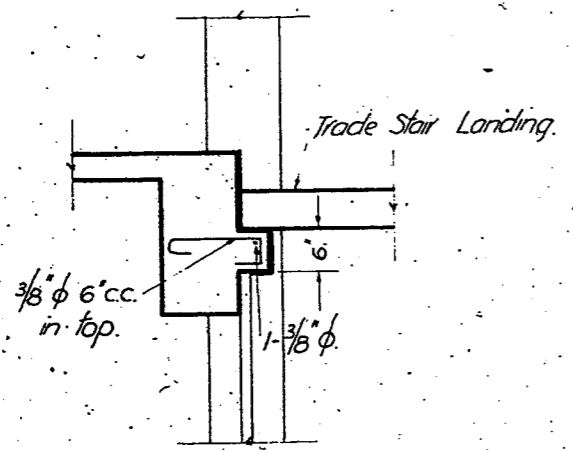
BEAM SCHEDULE

BEAMS		MAIN REIN.		STARRUPS		BEAMS		MAIN REIN.		STARRUPS		BEAMS		MAIN REIN.		STARRUPS		BEAMS		MAIN REIN.		STARRUPS		REMARKS		
MARK	D.B.	SIZE	SHAPE	SIZE	SHAPE	SIZE	SHAPE	MARK	D.B.	SIZE	SHAPE	SIZE	SHAPE	MARK	D.B.	SIZE	SHAPE	SIZE	SHAPE	MARK	D.B.	SIZE	SHAPE	SIZE	SHAPE	REMARKS
34	23 1/2	12	See Dwg. 11/1222	3/8	Double	3/8	12	34	23 1/2	12	See Dwg. 11/1222	3/8	12	34	23 1/2	12	See Dwg. 11/1222	3/8	12	34	23 1/2	12	See Dwg. 11/1222	3/8	12	Clear across
35	23 1/2	12	See Dwg. 11/1222	3/8	Double	3/8	12	35	23 1/2	12	See Dwg. 11/1222	3/8	12	35	23 1/2	12	See Dwg. 11/1222	3/8	12	35	23 1/2	12	See Dwg. 11/1222	3/8	12	Clear across
35a	23 1/2	12	See Dwg. 11/1222	3/8	Double	3/8	12	35a	23 1/2	12	See Dwg. 11/1222	3/8	12	35a	23 1/2	12	See Dwg. 11/1222	3/8	12	35a	23 1/2	12	See Dwg. 11/1222	3/8	12	Clear across
34a	23 1/2	12	See Dwg. 11/1222	3/8	Double	3/8	12	34a	23 1/2	12	See Dwg. 11/1222	3/8	12	34a	23 1/2	12	See Dwg. 11/1222	3/8	12	34a	23 1/2	12	See Dwg. 11/1222	3/8	12	Clear across
37	18	8	See Dwg. 11/1222	3/8	Double	3/8	12	37	18	8	See Dwg. 11/1222	3/8	12	37	18	8	See Dwg. 11/1222	3/8	12	37	18	8	See Dwg. 11/1222	3/8	12	Clear across
38	23 1/2	12	See Dwg. 11/1222	3/8	Double	3/8	12	38	23 1/2	12	See Dwg. 11/1222	3/8	12	38	23 1/2	12	See Dwg. 11/1222	3/8	12	38	23 1/2	12	See Dwg. 11/1222	3/8	12	Clear across
39	23 1/2	12	See Dwg. 11/1222	3/8	Double	3/8	12	39	23 1/2	12	See Dwg. 11/1222	3/8	12	39	23 1/2	12	See Dwg. 11/1222	3/8	12	39	23 1/2	12	See Dwg. 11/1222	3/8	12	Clear across
40	23 1/2	12	See Dwg. 11/1222	3/8	Double	3/8	12	40	23 1/2	12	See Dwg. 11/1222	3/8	12	40	23 1/2	12	See Dwg. 11/1222	3/8	12	40	23 1/2	12	See Dwg. 11/1222	3/8	12	Clear across
41	23 1/2	12	See Dwg. 11/1222	3/8	Double	3/8	12	41	23 1/2	12	See Dwg. 11/1222	3/8	12	41	23 1/2	12	See Dwg. 11/1222	3/8	12	41	23 1/2	12	See Dwg. 11/1222	3/8	12	Clear across
42	23 1/2	12	See Dwg. 11/1222	3/8	Double	3/8	12	42	23 1/2	12	See Dwg. 11/1222	3/8	12	42	23 1/2	12	See Dwg. 11/1222	3/8	12	42	23 1/2	12	See Dwg. 11/1222	3/8	12	Clear across
43	23 1/2	12	See Dwg. 11/1222	3/8	Double	3/8	12	43	23 1/2	12	See Dwg. 11/1222	3/8	12	43	23 1/2	12	See Dwg. 11/1222	3/8	12	43	23 1/2	12	See Dwg. 11/1222	3/8	12	Clear across
44	23 1/2	12	See Dwg. 11/1222	3/8	Double	3/8	12	44	23 1/2	12	See Dwg. 11/1222	3/8	12	44	23 1/2	12	See Dwg. 11/1222	3/8	12	44	23 1/2	12	See Dwg. 11/1222	3/8	12	Clear across
45	23 1/2	12	See Dwg. 11/1222	3/8	Double	3/8	12	45	23 1/2	12	See Dwg. 11/1222	3/8	12	45	23 1/2	12	See Dwg. 11/1222	3/8	12	45	23 1/2	12	See Dwg. 11/1222	3/8	12	Clear across
46	23 1/2	12	See Dwg. 11/1222	3/8	Double	3/8	12	46	23 1/2	12	See Dwg. 11/1222	3/8	12	46	23 1/2	12	See Dwg. 11/1222	3/8	12	46	23 1/2	12	See Dwg. 11/1222	3/8	12	Clear across
47	23 1/2	12	See Dwg. 11/1222	3/8	Double	3/8	12	47	23 1/2	12	See Dwg. 11/1222	3/8	12	47	23 1/2	12	See Dwg. 11/1222	3/8	12	47	23 1/2	12	See Dwg. 11/1222	3/8	12	Clear across
48	23 1/2	12	See Dwg. 11/1222	3/8	Double	3/8	12	48	23 1/2	12	See Dwg. 11/1222	3/8	12	48	23 1/2	12	See Dwg. 11/1222	3/8	12	48	23 1/2	12	See Dwg. 11/1222	3/8	12	Clear across
49	23 1/2	12	See Dwg. 11/1222	3/8	Double	3/8	12	49	23 1/2	12	See Dwg. 11/1222	3/8	12	49	23 1/2	12	See Dwg. 11/1222	3/8	12	49	23 1/2	12	See Dwg. 11/1222	3/8	12	Clear across
50	23 1/2	12	See Dwg. 11/1222	3/8	Double	3/8	12	50	23 1/2	12	See Dwg. 11/1222	3/8	12	50	23 1/2	12	See Dwg. 11/1222	3/8	12	50	23 1/2	12	See Dwg. 11/1222	3/8	12	Clear across
51	23 1/2	12	See Dwg. 11/1222	3/8	Double	3/8	12	51	23 1/2	12	See Dwg. 11/1222	3/8	12	51	23 1/2	12	See Dwg. 11/1222	3/8	12	51	23 1/2	12	See Dwg. 11/1222	3/8	12	Clear across
52	23 1/2	12	See Dwg. 11/1222	3/8	Double	3/8	12	52	23 1/2	12	See Dwg. 11/1222	3/8	12	52	23 1/2	12	See Dwg. 11/1222	3/8	12	52	23 1/2	12	See Dwg. 11/1222	3/8	12	Clear across
53	23 1/2	12	See Dwg. 11/1222	3/8	Double	3/8	12	53	23 1/2	12	See Dwg. 11/1222	3/8	12	53	23 1/2	12	See Dwg. 11/1222	3/8	12	53	23 1/2	12	See Dwg. 11/1222	3/8	12	Clear across
54	23 1/2	12	See Dwg. 11/1222	3/8	Double	3/8	12	54	23 1/2	12	See Dwg. 11/1222	3/8	12	54	23 1/2	12	See Dwg. 11/1222	3/8	12	54	23 1/2	12	See Dwg. 11/1222	3/8	12	Clear across
55	23 1/2	12	See Dwg. 11/1222	3/8	Double	3/8	12	55	23 1/2	12	See Dwg. 11/1222	3/8	12	55	23 1/2	12	See Dwg. 11/1222	3/8	12	55	23 1/2	12	See Dwg. 11/1222	3/8	12	Clear across
56	23 1/2	12	See Dwg. 11/1222	3/8	Double	3/8	12	56	23 1/2	12	See Dwg. 11/1222	3/8	12	56	23 1/2	12	See Dwg. 11/1222	3/8	12	56	23 1/2	12	See Dwg. 11/1222	3/8	12	Clear across
57	23 1/2	12	See Dwg. 11/1222	3/8	Double	3/8	12	57	23 1/2	12	See Dwg. 11/1222	3/8	12	57	23 1/2	12	See Dwg. 11/1222	3/8	12	57	23 1/2	12	See Dwg. 11/1222	3/8	12	Clear across
22	23 1/2	12	See Dwg. 11/1222	3/8	Double	3/8	12	22	23 1/2	12	See Dwg. 11/1222	3/8	12	22	23 1/2	12	See Dwg. 11/1222	3/8	12	22	23 1/2	12	See Dwg. 11/1222	3/8	12	Clear across

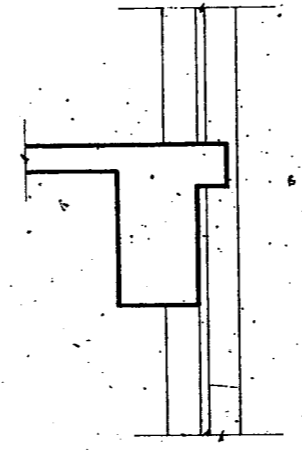


FLATS
LIVERPOOL ST. SIDNEY
 REINFORCED CONCRETE CONSTRUCTION
 Scale: 1" = 1'-0"
 The In-charge Concrete Supt. is Mr. J. E. Dwyer
 Architect: Messrs. J. & W. H. ...
 Date: 2/20/37

REV. 2.2.37



Typical section through Beam 47
and Trade Stair Landing of all floors.



Typical section through remainder
of Beam 47 at 2nd, 4th & 6th Flrs.

TRADE STAIR REVISION

4th November 1937

G. J. Rawlin

FLATS,
LIVERPOOL ST., SYDNEY.
REINFORCED CONCRETE CONSTRUCT.

Scale:- Wilshire & Hodges, Architects, Dirg. N^o W/11,308.
1/2" = 1'-0" The Trussed Concrete Steel Co. (Aust.) Pty. Ltd. Date:- 1-10-37.
Asbestos House, York & Barrack Sts. Sydney.